

## Product datasheet for **TA502139BM**

### Annexin A3 (ANXA3) Mouse Monoclonal Antibody (HRP conjugated) [Clone ID: OTI5G4]

#### Product data:

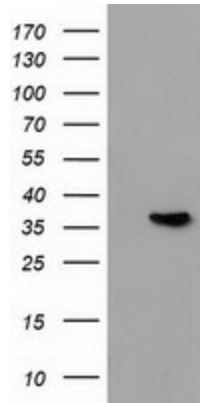
Product Type:	Primary Antibodies
Clone Name:	OTI5G4
Applications:	IHC, WB
Recommended Dilution:	WB 1:500~2000, IHC 1:150
Reactivity:	Human, Mouse, Rat
Host:	Mouse
Isotype:	IgG1
Clonality:	Monoclonal
Immunogen:	Full length human recombinant protein of human ANXA3 (NP_005130) produced in HEK293T cell.
Formulation:	PBS (pH 7.3) containing 1% BSA, 50% glycerol.
Concentration:	0.5 mg/ml
Purification:	Purified from mouse ascites fluids or tissue culture supernatant by affinity chromatography (protein A/G)
Conjugation:	HRP
Storage:	Store at -20°C as received.
Stability:	Stable for 12 months from date of receipt.
Predicted Protein Size:	36.2 kDa
Gene Name:	annexin A3
Database Link:	<a href="#">NP_005130</a> <a href="#">Entrez Gene 11745 Mouse</a> <a href="#">Entrez Gene 25291 Rat</a> <a href="#">Entrez Gene 306 Human</a> <a href="#">P12429</a>
Background:	This gene encodes a member of the annexin family. Members of this calcium-dependent phospholipid-binding protein family play a role in the regulation of cellular growth and in signal transduction pathways. This protein functions in the inhibition of phospholipase A2 and cleavage of inositol 1,2-cyclic phosphate to form inositol 1-phosphate. This protein may also play a role in anti-coagulation. [provided by RefSeq, Jul 2008]



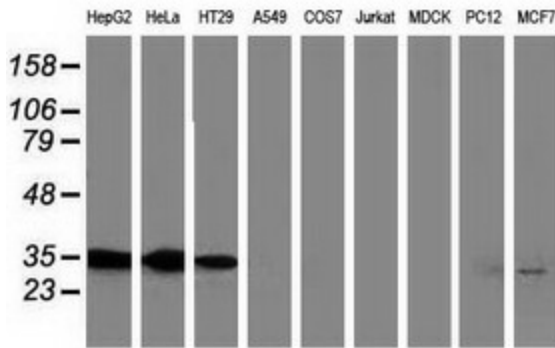
[View online »](#)

Synonyms: ANX3  
 Protein Families: Stem cell - Pluripotency

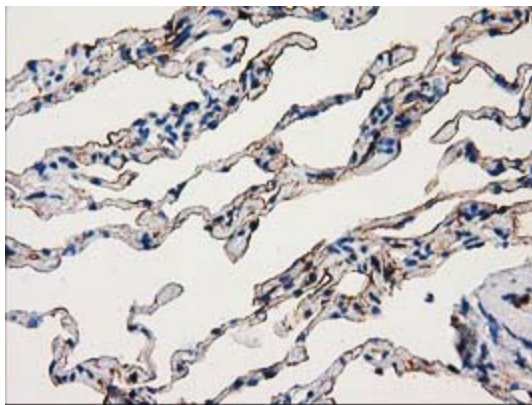
**Product images:**



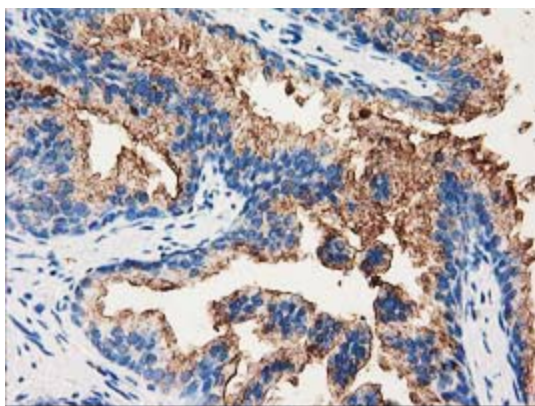
HEK293T cells were transfected with the pCMV6-ENTRY control (Left lane) or pCMV6-ENTRY ANXA3 ([RC201540], Right lane) cDNA for 48 hrs and lysed. Equivalent amounts of cell lysates (5 ug per lane) were separated by SDS-PAGE and immunoblotted with anti-ANXA3. Positive lysates [LY417500] (100ug) and [LC417500] (20ug) can be purchased separately from OriGene.



Western blot analysis of extracts (35ug) from 9 different cell lines by using anti-ANXA3 monoclonal antibody (HepG2: human; HeLa: human; SVT2: mouse; A549: human; COS7: monkey; Jurkat: human; MDCK: canine; PC12: rat; MCF7: human).



Immunohistochemical staining of paraffin-embedded Human lung tissue within the normal limits using anti-ANXA3 mouse monoclonal antibody. (Heat-induced epitope retrieval by 10mM citric buffer, pH6.0, 100°C for 10min, [TA502139])



Immunohistochemical staining of paraffin-embedded Human prostate tissue within the normal limits using anti-ANXA3 mouse monoclonal antibody. (Heat-induced epitope retrieval by 10mM citric buffer, pH6.0, 100°C for 10min, [TA502139])