

Product datasheet for **TA502124BM**

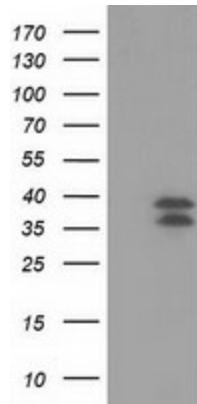
VSIG2 Mouse Monoclonal Antibody (HRP conjugated) [Clone ID: OT11H2]

Product data:

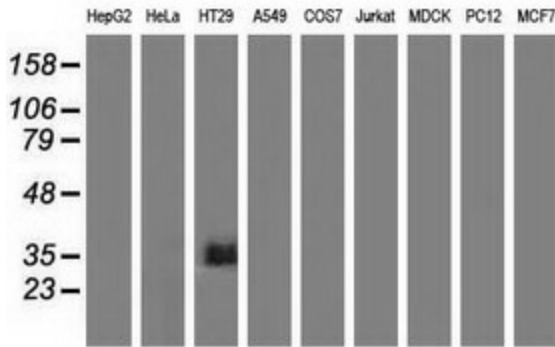
Product Type:	Primary Antibodies
Clone Name:	OT11H2
Applications:	FC, WB
Recommended Dilution:	WB 1:200~500, FLOW 1:100
Reactivity:	Human
Host:	Mouse
Isotype:	IgG1
Clonality:	Monoclonal
Immunogen:	Full length human recombinant protein of human VSIG2 (NP_055127) produced in HEK293T cell.
Formulation:	PBS (pH 7.3) containing 1% BSA, 50% glycerol.
Concentration:	0.5 mg/ml
Purification:	Purified from mouse ascites fluids or tissue culture supernatant by affinity chromatography (protein A/G)
Conjugation:	HRP
Storage:	Store at -20°C as received.
Stability:	Stable for 12 months from date of receipt.
Predicted Protein Size:	34.2 kDa
Gene Name:	V-set and immunoglobulin domain containing 2
Database Link:	NP_055127 Entrez Gene 23584 Human Q96IQ7
Synonyms:	2210413P10Rik; CTH; CTXL
Protein Families:	Druggable Genome, Transmembrane



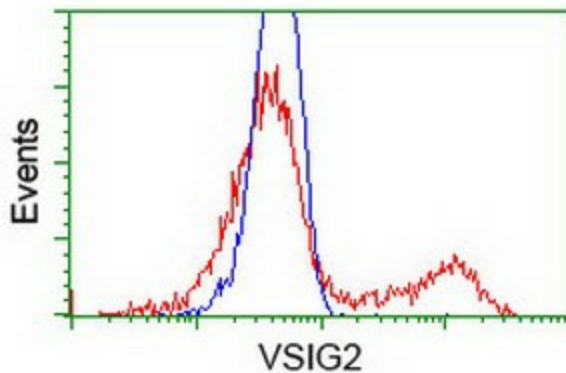
[View online »](#)

Product images:


HEK293T cells were transfected with the pCMV6-ENTRY control (Left lane) or pCMV6-ENTRY VSIG2 ([RC200170], Right lane) cDNA for 48 hrs and lysed. Equivalent amounts of cell lysates (5 ug per lane) were separated by SDS-PAGE and immunoblotted with anti-VSIG2. Positive lysates [LY415368] (100ug) and [LC415368] (20ug) can be purchased separately from OriGene.



Western blot analysis of extracts (35ug) from 9 different cell lines by using anti-VSIG2 monoclonal antibody.



HEK293T cells transfected with either [RC200170] overexpress plasmid (Red) or empty vector control plasmid (Blue) were immunostained by anti-VSIG2 antibody ([TA502124]), and then analyzed by flow cytometry.