

## Product datasheet for **TA502088BM**

### GRHPR Mouse Monoclonal Antibody (HRP conjugated) [Clone ID: OTI9E6]

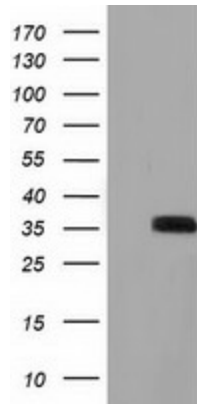
#### Product data:

Product Type:	Primary Antibodies
Clone Name:	OTI9E6
Applications:	FC, WB
Recommended Dilution:	WB 1:200~500, FLOW 1:100
Reactivity:	Human, Mouse, Rat
Host:	Mouse
Isotype:	IgG1
Clonality:	Monoclonal
Immunogen:	Full length human recombinant protein of human GRHPR (NP_036335) produced in HEK293T cell.
Formulation:	PBS (pH 7.3) containing 1% BSA, 50% glycerol.
Concentration:	0.5 mg/ml
Purification:	Purified from mouse ascites fluids or tissue culture supernatant by affinity chromatography (protein A/G)
Conjugation:	HRP
Storage:	Store at -20°C as received.
Stability:	Stable for 12 months from date of receipt.
Predicted Protein Size:	35.5 kDa
Gene Name:	glyoxylate and hydroxypyruvate reductase
Database Link:	<a href="#">NP_036335</a> <a href="#">Entrez Gene 680021 Rat</a> <a href="#">Entrez Gene 9380 Human</a> <a href="#">Q9UBQ7</a>
Synonyms:	GLXR; GLYD; PH2
Protein Families:	Druggable Genome
Protein Pathways:	Glyoxylate and dicarboxylate metabolism, Metabolic pathways, Pyruvate metabolism




[View online »](#)

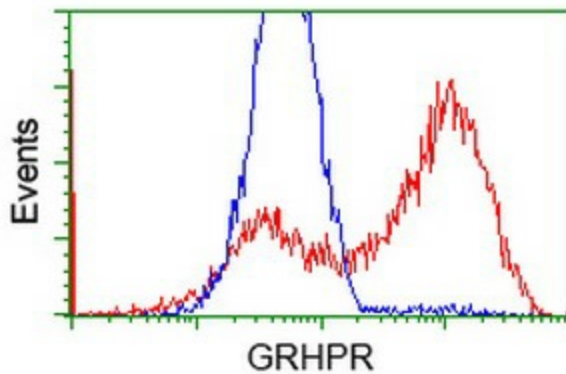
**Product images:**



HEK293T cells were transfected with the pCMV6-ENTRY control (Left lane) or pCMV6-ENTRY GRHPR ([RC200963], Right lane) cDNA for 48 hrs and lysed. Equivalent amounts of cell lysates (5 ug per lane) were separated by SDS-PAGE and immunoblotted with anti-GRHPR. Positive lysates [LY415912] (100ug) and [LC415912] (20ug) can be purchased separately from OriGene.



Western blot analysis of extracts (35ug) from 9 different cell lines by using anti-GRHPR monoclonal antibody.



HEK293T cells transfected with either [RC200963] overexpress plasmid (Red) or empty vector control plasmid (Blue) were immunostained by anti-GRHPR antibody ([TA502088]), and then analyzed by flow cytometry.