

## Product datasheet for **TA502071**

### **RASD2 Mouse Monoclonal Antibody [Clone ID: OTI1G8]**

#### **Product data:**

<b>Product Type:</b>	Primary Antibodies
<b>Clone Name:</b>	OTI1G8
<b>Applications:</b>	FC, WB
<b>Recommended Dilution:</b>	WB 1:2000, FLOW 1:100
<b>Reactivity:</b>	Human, Mouse, Rat
<b>Host:</b>	Mouse
<b>Isotype:</b>	IgG1
<b>Clonality:</b>	Monoclonal
<b>Immunogen:</b>	Full length human recombinant protein of human RASD2 (NP_055125) produced in HEK293T cell.
<b>Formulation:</b>	PBS (pH 7.3) containing 1% BSA, 50% glycerol and 0.02% sodium azide.
<b>Concentration:</b>	0.87 mg/ml
<b>Purification:</b>	Purified from mouse ascites fluids or tissue culture supernatant by affinity chromatography (protein A/G)
<b>Conjugation:</b>	Unconjugated
<b>Storage:</b>	Store at -20°C as received.
<b>Stability:</b>	Stable for 12 months from date of receipt.
<b>Predicted Protein Size:</b>	30.2 kDa
<b>Gene Name:</b>	RASD family member 2
<b>Database Link:</b>	<a href="#">NP_055125</a> <a href="#">Entrez Gene 75141 Mouse</a> <a href="#">Entrez Gene 171099 Rat</a> <a href="#">Entrez Gene 23551 Human</a> <a href="#">Q96D21</a>
<b>Background:</b>	This gene encodes a Ras-related protein that enriched in striatum. The product of this gene binds to GTP and possesses intrinsic GTPase activity. The gene belongs to the Ras superfamily of small GTPases. The exact function of this gene is unknown, but most striatum-specific mRNAs characterized to date encode components of signal transduction cascades. [provided by RefSeq]

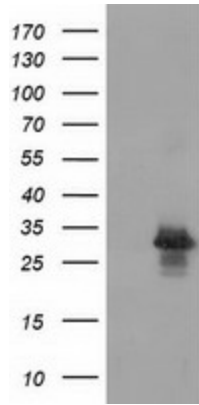


[View online »](#)

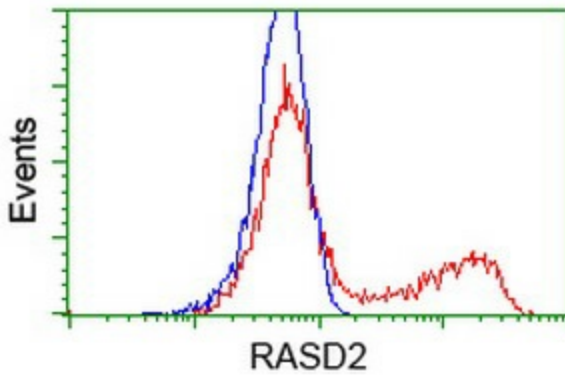
Synonyms: MGC:4834; Rhes; TEM2

Protein Families: Druggable Genome

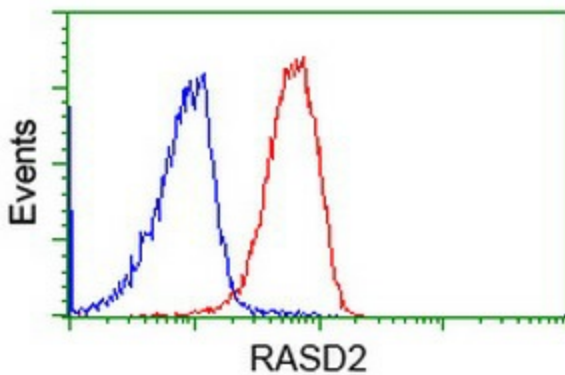
**Product images:**



HEK293T cells were transfected with the pCMV6-ENTRY control (Left lane) or pCMV6-ENTRY RASD2 ([RC201454], Right lane) cDNA for 48 hrs and lysed. Equivalent amounts of cell lysates (5 ug per lane) were separated by SDS-PAGE and immunoblotted with anti-RASD2. Positive lysates [LY415366] (100ug) and [LC415366] (20ug) can be purchased separately from OriGene.



HEK293T cells transfected with either [RC201454] overexpress plasmid (Red) or empty vector control plasmid (Blue) were immunostained by anti-RASD2 antibody (TA502071), and then analyzed by flow cytometry.



Flow cytometric Analysis of Jurkat cells, using anti-RASD2 antibody (TA502071), (Red), compared to a nonspecific negative control antibody (TA50011), (Blue).