

Product datasheet for **TA502051BM**

FKBPL Mouse Monoclonal Antibody (HRP conjugated) [Clone ID: OTI4G1]

Product data:

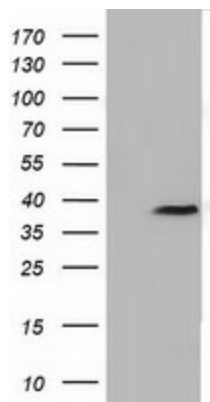
Product Type:	Primary Antibodies
Clone Name:	OTI4G1
Applications:	FC, IF, WB
Recommended Dilution:	WB: 1:200 - 1:1000, IF 1:100, FLOW 1:100
Reactivity:	Human
Host:	Mouse
Isotype:	IgG1
Clonality:	Monoclonal
Immunogen:	Full length human recombinant protein of human FKBPL (NP_071393) produced in HEK293T cell.
Formulation:	PBS (pH 7.3) containing 1% BSA, 50% glycerol.
Concentration:	0.5 mg/ml
Purification:	Purified from mouse ascites fluids or tissue culture supernatant by affinity chromatography (protein A/G)
Conjugation:	HRP
Storage:	Store at -20°C as received.
Stability:	Stable for 12 months from date of receipt.
Predicted Protein Size:	38.0 kDa
Gene Name:	FKBP prolyl isomerase like
Database Link:	NP_071393 Entrez Gene 63943 Human Q9UIM3
Background:	The protein encoded by this gene has similarity to the immunophilin protein family, which play a role in immunoregulation and basic cellular processes involving protein folding and trafficking. The encoded protein is thought to have a potential role in the induced radioresistance. Also it appears to have some involvement in the control of the cell cycle. [provided by RefSeq]. COMPLETENESS: complete on the 3' end.



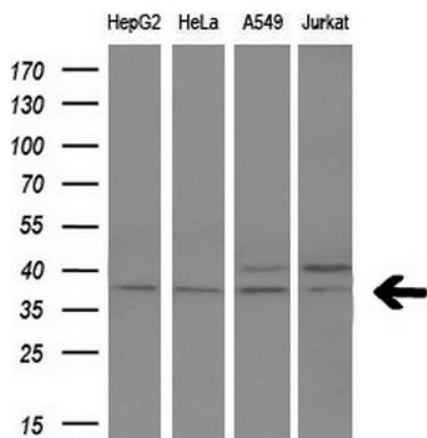
[View online »](#)

Synonyms: DIR1; NG7; WISP39

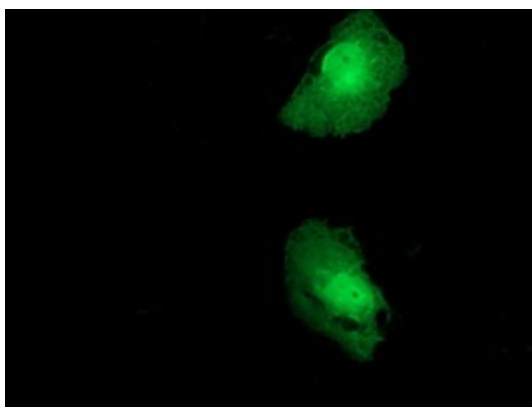
Product images:



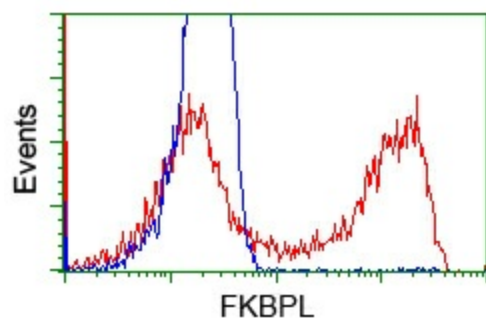
HEK293T cells were transfected with the pCMV6-ENTRY control (Left lane) or pCMV6-ENTRY FKBPL ([RC202153], Right lane) cDNA for 48 hrs and lysed. Equivalent amounts of cell lysates (5 ug per lane) were separated by SDS-PAGE and immunoblotted with anti-FKBPL. Positive lysates [LY411782] (100ug) and [LC411782] (20ug) can be purchased separately from OriGene.



Western blot analysis of extracts (10ug) from 4 different cell lines by using anti-FKBPL monoclonal antibody (1:200).



Anti-FKBPL mouse monoclonal antibody ([TA502051]) immunofluorescent staining of COS7 cells transiently transfected by pCMV6-ENTRY FKBPL ([RC202153]).



HEK293T cells transfected with either [RC202153] overexpress plasmid (Red) or empty vector control plasmid (Blue) were immunostained by anti-FKBPL antibody ([TA502051]), and then analyzed by flow cytometry.