

Product datasheet for **TA502049S**

PUS7 Mouse Monoclonal Antibody [Clone ID: OTI4A2]

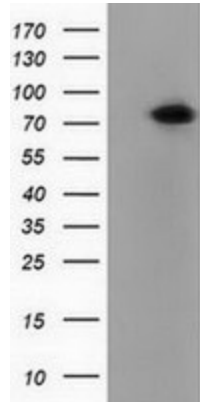
Product data:

Product Type:	Primary Antibodies
Clone Name:	OTI4A2
Applications:	WB
Recommended Dilution:	WB 1:500~2000
Reactivity:	Human, Monkey, Mouse, Rat
Host:	Mouse
Isotype:	IgG1
Clonality:	Monoclonal
Immunogen:	Full length human recombinant protein of human PUS7 (NP_061915) produced in HEK293T cell.
Formulation:	PBS (pH 7.3) containing 1% BSA, 50% glycerol and 0.02% sodium azide.
Concentration:	1 mg/ml
Purification:	Purified from mouse ascites fluids or tissue culture supernatant by affinity chromatography (protein A/G)
Conjugation:	Unconjugated
Storage:	Store at -20°C as received.
Stability:	Stable for 12 months from date of receipt.
Predicted Protein Size:	74.9 kDa
Gene Name:	pseudouridine synthase 7
Database Link:	NP_061915 Entrez Gene 78697 Mouse Entrez Gene 296751 Rat Entrez Gene 697463 Monkey Entrez Gene 54517 Human Q96PZ0
Synonyms:	FLJ20485; KIAA1897; MGC17720

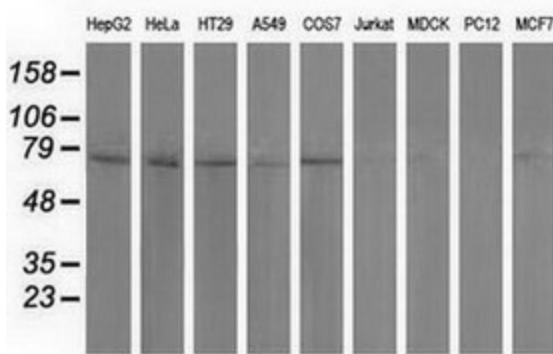


[View online »](#)

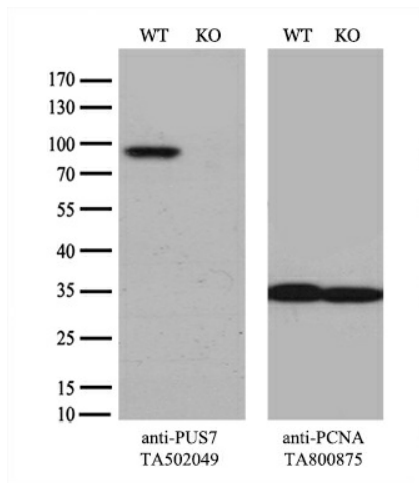
Product images:



HEK293T cells were transfected with the pCMV6-ENTRY control (Left lane) or pCMV6-ENTRY PUS7 ([RC203902], Right lane) cDNA for 48 hrs and lysed. Equivalent amounts of cell lysates (5 ug per lane) were separated by SDS-PAGE and immunoblotted with anti-PUS7. Positive lysates [LY412749] (100ug) and [LC412749] (20ug) can be purchased separately from OriGene.



Western blot analysis of extracts (35ug) from 9 different cell lines by using anti-PUS7 monoclonal antibody.



Equivalent amounts of cell lysates (10 ug per lane) of wild-type HeLa cells (WT, Cat# LC810HELA) and PUS7-Knockout HeLa cells (KO, Cat# [LC833095]) were separated by SDS-PAGE and immunoblotted with anti-PUS7 monoclonal antibody [TA502049] (1:500^o). Then the blotted membrane was stripped and reprobed with anti-PCNA antibody as a loading control.