

Product datasheet for **TA502035BM**

PYCR3 Mouse Monoclonal Antibody (HRP conjugated) [Clone ID: OTI2E10]

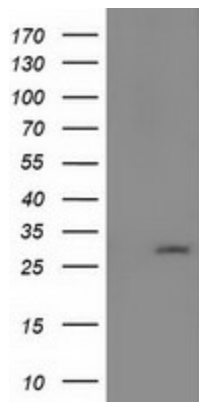
Product data:

Product Type:	Primary Antibodies
Clone Name:	OTI2E10
Applications:	FC, IF, WB
Recommended Dilution:	WB 1:2000, IF 1:100, Flow: 1:100
Reactivity:	Human
Host:	Mouse
Isotype:	IgG2b
Clonality:	Monoclonal
Immunogen:	Full length human recombinant protein of human PYCR3 (NP_075566) produced in HEK293T cell.
Formulation:	PBS (pH 7.3) containing 1% BSA, 50% glycerol.
Concentration:	0.5 mg/ml
Purification:	Purified from mouse ascites fluids or tissue culture supernatant by affinity chromatography (protein A/G)
Conjugation:	HRP
Storage:	Store at -20°C as received.
Stability:	Stable for 12 months from date of receipt.
Predicted Protein Size:	28.5 kDa
Gene Name:	pyrroline-5-carboxylate reductase 3
Database Link:	NP_075566 Entrez Gene 65263 Human Q53H96
Synonyms:	PYCR3
Protein Pathways:	Arginine and proline metabolism, Metabolic pathways

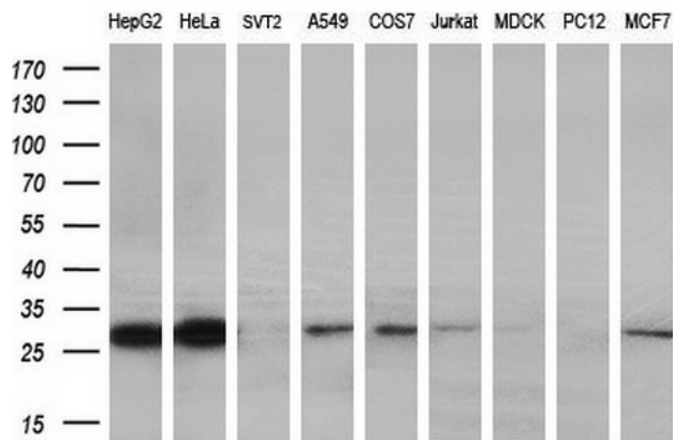


[View online »](#)

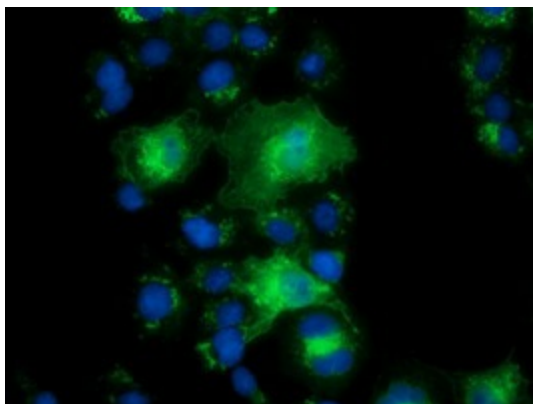
Product images:



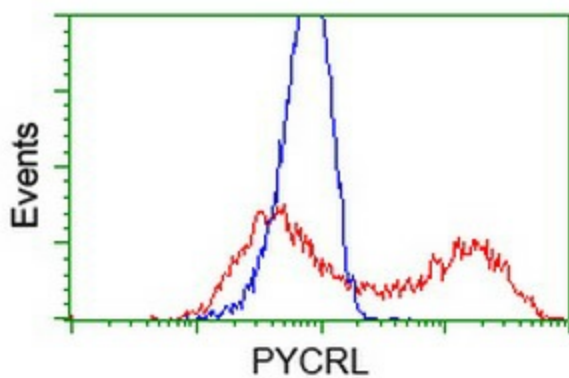
HEK293T cells were transfected with the pCMV6-ENTRY control (Left lane) or pCMV6-ENTRY PYCRL ([RC203382], Right lane) cDNA for 48 hrs and lysed. Equivalent amounts of cell lysates (5 ug per lane) were separated by SDS-PAGE and immunoblotted with anti-PYCRL. Positive lysates [LY411510] (100ug) and [LC411510] (20ug) can be purchased separately from OriGene.



Western blot analysis of extracts (35ug) from 9 different cell lines by using anti-PYCRL monoclonal antibody (HepG2: human; HeLa: human; SVT2: mouse; A549: human; COS7: monkey; Jurkat: human; MDCK: canine; PC12: rat; MCF7: human) (1:200).



Anti-PYCRL mouse monoclonal antibody ([TA502035]) immunofluorescent staining of COS7 cells transiently transfected by pCMV6-ENTRY PYCRL ([RC203382]).



HEK293T cells transfected with either [RC203382] overexpress plasmid (Red) or empty vector control plasmid (Blue) were immunostained by anti-PYCR1 antibody ([TA502035]), and then analyzed by flow cytometry.