

## Product datasheet for **TA501969BM**

### LRATD2 Mouse Monoclonal Antibody (HRP conjugated) [Clone ID: OTI5G1]

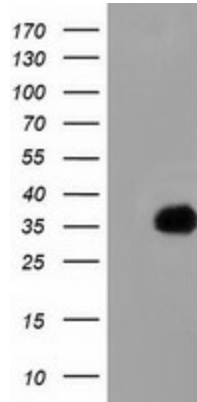
#### Product data:

Product Type:	Primary Antibodies
Clone Name:	OTI5G1
Applications:	FC, IF, WB
Recommended Dilution:	WB 1:500~2000, IF 1:100, FLOW 1:100
Reactivity:	Human
Host:	Mouse
Isotype:	IgG1
Clonality:	Monoclonal
Immunogen:	Full length human recombinant protein of human FAM84B (NP_777571) produced in HEK293T cell.
Formulation:	PBS (pH 7.3) containing 1% BSA, 50% glycerol.
Concentration:	0.5 mg/ml
Purification:	Purified from mouse ascites fluids or tissue culture supernatant by affinity chromatography (protein A/G)
Conjugation:	HRP
Storage:	Store at -20°C as received.
Stability:	Stable for 12 months from date of receipt.
Predicted Protein Size:	34.3 kDa
Gene Name:	LRAT domain containing 2
Database Link:	<a href="#">NP_777571</a> <a href="#">Entrez Gene 157638 Human</a> <a href="#">Q96KN1</a>
Synonyms:	BCMP101; NSE2

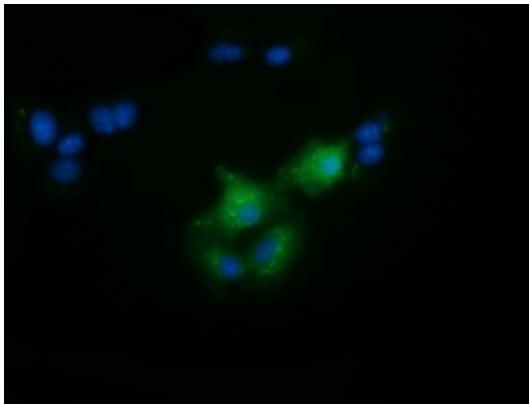


[View online »](#)

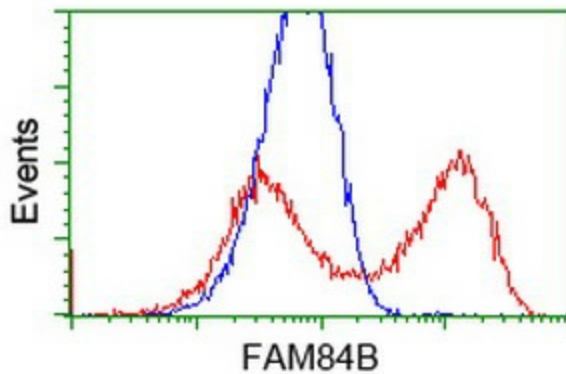
**Product images:**



HEK293T cells were transfected with the pCMV6-ENTRY control (Left lane) or pCMV6-ENTRY FAM84B ([RC207996], Right lane) cDNA for 48 hrs and lysed. Equivalent amounts of cell lysates (5 ug per lane) were separated by SDS-PAGE and immunoblotted with anti-FAM84B. Positive lysates [LY406394] (100ug) and [LC406394] (20ug) can be purchased separately from OriGene.



Anti-FAM84B mouse monoclonal antibody ([TA501969]) immunofluorescent staining of COS7 cells transiently transfected by pCMV6-ENTRY FAM84B ([RC207996]).



HEK293T cells transfected with either [RC207996] overexpress plasmid (Red) or empty vector control plasmid (Blue) were immunostained by anti-FAM84B antibody ([TA501969]), and then analyzed by flow cytometry.