

## Product datasheet for **TA501939BM**

### OSBPL11 Mouse Monoclonal Antibody (HRP conjugated) [Clone ID: OTI6H9]

#### Product data:

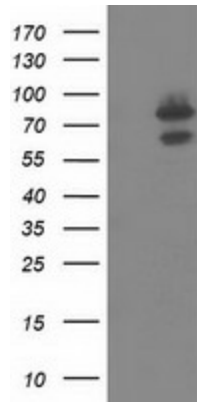
Product Type:	Primary Antibodies
Clone Name:	OTI6H9
Applications:	IF, WB
Recommended Dilution:	WB 1:500~2000, IF 1:100
Reactivity:	Human, Dog, Monkey, Mouse, Rat
Host:	Mouse
Isotype:	IgG2b
Clonality:	Monoclonal
Immunogen:	Full length human recombinant protein of human OSBPL11 (NP_073613) produced in HEK293T cell.
Formulation:	PBS (pH 7.3) containing 1% BSA, 50% glycerol.
Concentration:	0.5 mg/ml
Purification:	Purified from mouse ascites fluids or tissue culture supernatant by affinity chromatography (protein A/G)
Conjugation:	HRP
Storage:	Store at -20°C as received.
Stability:	Stable for 12 months from date of receipt.
Predicted Protein Size:	83.5 kDa
Gene Name:	oxysterol binding protein like 11
Database Link:	<a href="#">NP_073613</a> <a href="#">Entrez Gene 106326 Mouse</a> <a href="#">Entrez Gene 303888 Rat</a> <a href="#">Entrez Gene 100856388 Dog</a> <a href="#">Entrez Gene 716096 Monkey</a> <a href="#">Entrez Gene 114885 Human</a> <a href="#">Q9BXB4</a>
Background:	This gene encodes a member of the oxysterol-binding protein (OSBP) family, a group of intracellular lipid receptors. Like most members, the encoded protein contains an N-terminal pleckstrin homology domain and a highly conserved C-terminal OSBP-like sterol-binding domain. [provided by RefSeq]. COMPLETENESS: complete on the 3' end.



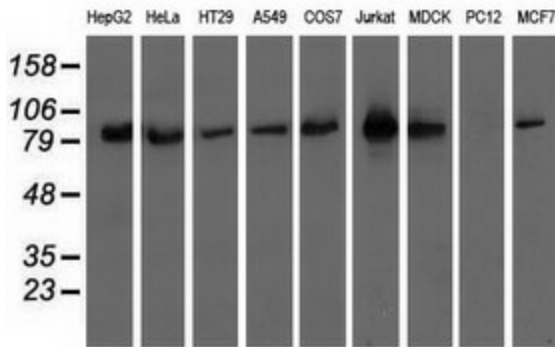
[View online »](#)

Synonyms: ORP-11; ORP11; OSBP12; TCCCIA00292

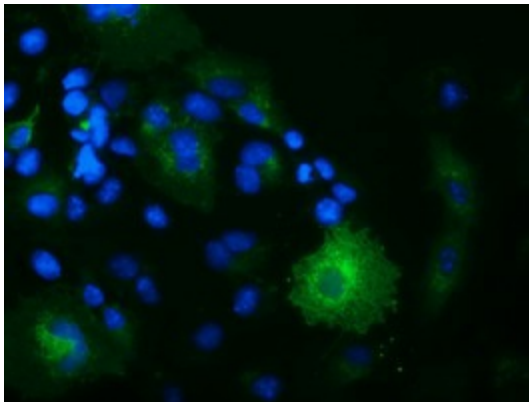
**Product images:**



HEK293T cells were transfected with the pCMV6-ENTRY control (Left lane) or pCMV6-ENTRY OSBPL11 ([RC209418], Right lane) cDNA for 48 hrs and lysed. Equivalent amounts of cell lysates (5 ug per lane) were separated by SDS-PAGE and immunoblotted with anti-OSBPL11. Positive lysates [LY411565] (100ug) and [LC411565] (20ug) can be purchased separately from OriGene.



Western blot analysis of extracts (35ug) from 9 different cell lines by using anti-OSBPL11 monoclonal antibody.



Anti-OSBPL11 mouse monoclonal antibody ([TA501939]) immunofluorescent staining of COS7 cells transiently transfected by pCMV6-ENTRY OSBPL11 ([RC209418]).