

Product datasheet for **TA501908S**

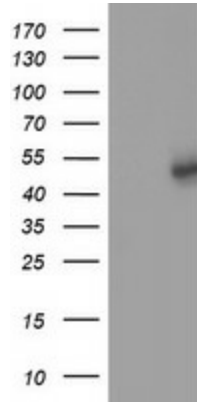
SLFNL1 Mouse Monoclonal Antibody [Clone ID: OTI1G2]

Product data:

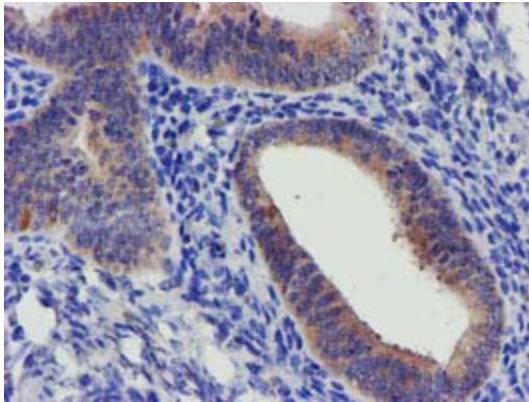
Product Type:	Primary Antibodies
Clone Name:	OTI1G2
Applications:	IHC, WB
Recommended Dilution:	WB 1:2000, IHC 1:150
Reactivity:	Human
Host:	Mouse
Isotype:	IgG1
Clonality:	Monoclonal
Immunogen:	Full length human recombinant protein of human SLFNL1(NP_659427) produced in HEK293T cell.
Formulation:	PBS (pH 7.3) containing 1% BSA, 50% glycerol and 0.02% sodium azide.
Concentration:	0.55 mg/ml
Purification:	Purified from mouse ascites fluids or tissue culture supernatant by affinity chromatography (protein A/G)
Conjugation:	Unconjugated
Storage:	Store at -20°C as received.
Stability:	Stable for 12 months from date of receipt.
Predicted Protein Size:	45.4 kDa
Gene Name:	schlafen like 1
Database Link:	NP_659427 Entrez Gene 200172 Human Q499Z3
Synonyms:	FLJ23878; MGC43873



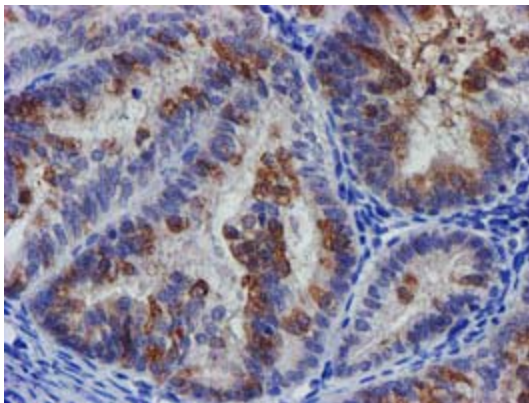
[View online »](#)

Product images:


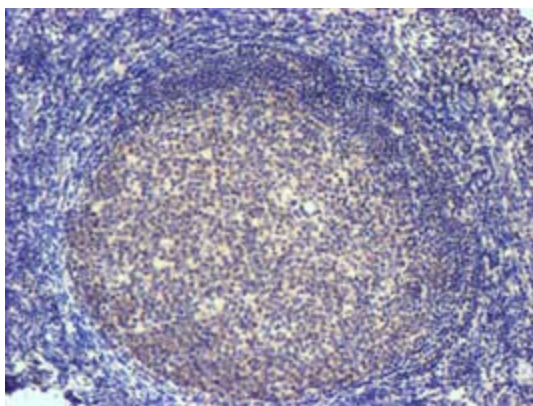
HEK293T cells were transfected with the pCMV6-ENTRY control (Cat# [PS100001], Left lane) or pCMV6-ENTRY SLFNL1 (Cat# [RC205566], Right lane) cDNA for 48 hrs and lysed. Equivalent amounts of cell lysates (5 ug per lane) were separated by SDS-PAGE and immunoblotted with anti-SLFNL1 (Cat# [TA501908]). Positive lysates [LY408129] (100ug) and [LC408129] (20ug) can be purchased separately from OriGene.



Immunohistochemical staining of paraffin-embedded Human endometrium tissue within the normal limits using anti-SLFNL1 mouse monoclonal antibody. (Heat-induced epitope retrieval by 10mM citric buffer, pH6.0, 100°C for 10min, [TA501908])



Immunohistochemical staining of paraffin-embedded Adenocarcinoma of Human endometrium tissue using anti-SLFNL1 mouse monoclonal antibody. (Heat-induced epitope retrieval by 10mM citric buffer, pH6.0, 100°C for 10min, [TA501908])



Immunohistochemical staining of paraffin-embedded Human tonsil within the normal limits using anti-SLFNL1 mouse monoclonal antibody. (Heat-induced epitope retrieval by 10mM citric buffer, pH6.0, 100°C for 10min, [TA501908])