

## Product datasheet for **TA501872M**

### Growth Arrest Specific Protein 7 (GAS7) Mouse Monoclonal Antibody [Clone ID: OTI4E6]

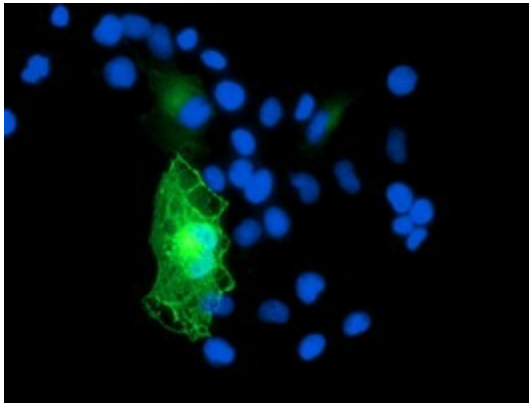
#### Product data:

Product Type:	Primary Antibodies
Clone Name:	OTI4E6
Applications:	FC, IF, WB
Recommended Dilution:	WB 1:2000, IF 1:100, FLOW 1:100
Reactivity:	Human, Mouse, Rat
Host:	Mouse
Isotype:	IgG2a
Clonality:	Monoclonal
Immunogen:	Full length human recombinant protein of human GAS7 (NP_003635) produced in HEK293T cell.
Formulation:	PBS (pH 7.3) containing 1% BSA, 50% glycerol and 0.02% sodium azide.
Concentration:	0.65 mg/ml
Purification:	Purified from mouse ascites fluids or tissue culture supernatant by affinity chromatography (protein A/G)
Conjugation:	Unconjugated
Storage:	Store at -20°C as received.
Stability:	Stable for 12 months from date of receipt.
Predicted Protein Size:	39.0 kDa
Gene Name:	growth arrest specific 7
Database Link:	<a href="#">NP_003635</a> <a href="#">Entrez Gene 14457 Mouse</a> <a href="#">Entrez Gene 85246 Rat</a> <a href="#">Entrez Gene 8522 Human</a> <a href="#">O60861</a>
Background:	Growth arrest-specific 7 is expressed primarily in terminally differentiated brain cells and predominantly in mature cerebellar Purkinje neurons. GAS7 plays a putative role in neuronal development. Several transcript variants encoding proteins which vary in the N-terminus have been described. [provided by RefSeq]
Synonyms:	GAS7; MLL

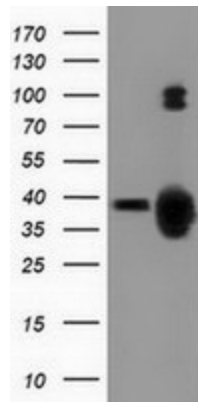

[View online »](#)

Protein Families: Transcription Factors

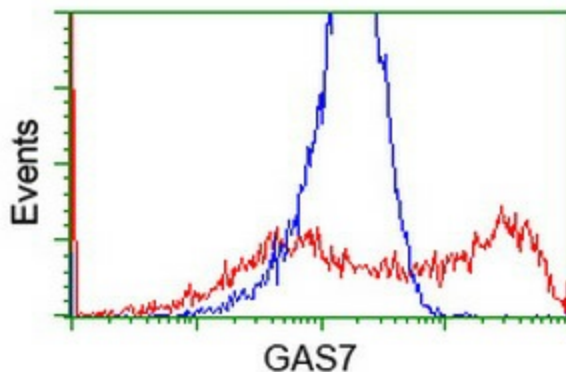
## Product images:



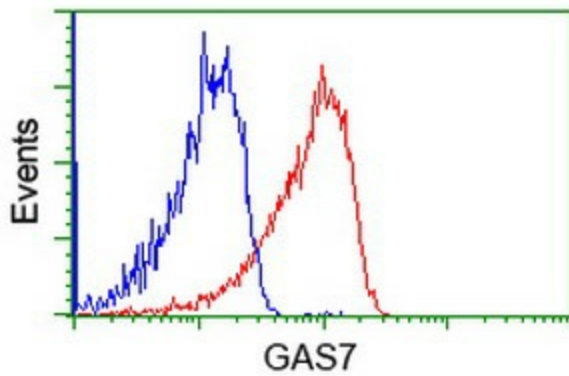
Anti-GAS7 mouse monoclonal antibody ([TA501872]) immunofluorescent staining of COS7 cells transiently transfected by pCMV6-ENTRY GAS7 ([RC215256]).



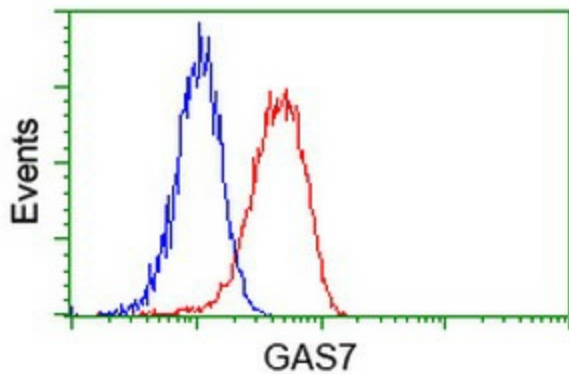
HEK293T cells were transfected with the pCMV6-ENTRY control (Left lane) or pCMV6-ENTRY GAS7 ([RC215256], Right lane) cDNA for 48 hrs and lysed. Equivalent amounts of cell lysates (5 ug per lane) were separated by SDS-PAGE and immunoblotted with anti-GAS7. Positive lysates [LY418527] (100ug) and [LC418527] (20ug) can be purchased separately from OriGene.



HEK293T cells transfected with either [RC215256] overexpress plasmid (Red) or empty vector control plasmid (Blue) were immunostained by anti-GAS7 antibody ([TA501872]), and then analyzed by flow cytometry.



Flow cytometric Analysis of Jurkat cells, using anti-GAS7 antibody ([TA501872]), (Red), compared to a nonspecific negative control antibody (TA50011), (Blue).



Flow cytometric Analysis of Hela cells, using anti-GAS7 antibody ([TA501872]), (Red), compared to a nonspecific negative control antibody (TA50011), (Blue).