

Product datasheet for **TA501815**

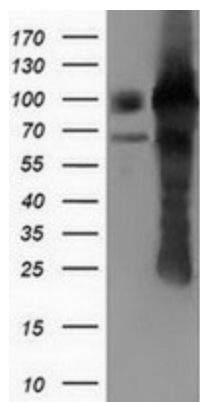
PUS7 Mouse Monoclonal Antibody [Clone ID: OTI5F12]

Product data:

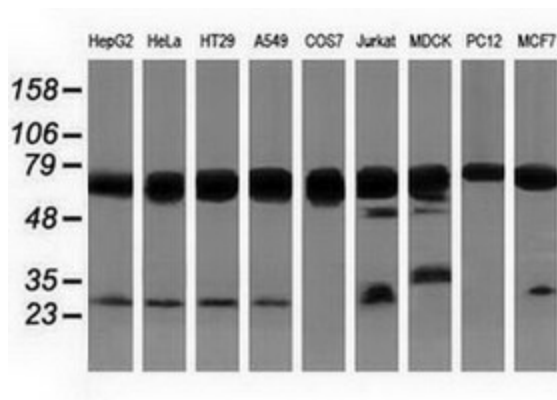
Product Type:	Primary Antibodies
Clone Name:	OTI5F12
Applications:	FC, IF, WB
Recommended Dilution:	WB 1:500~2000, IF 1:100, FLOW 1:100
Reactivity:	Human, Dog, Rat, Monkey, Mouse
Host:	Mouse
Isotype:	IgG2a
Clonality:	Monoclonal
Immunogen:	Full length human recombinant protein of human PUS7 (NP_061915) produced in HEK293T cell.
Formulation:	PBS (pH 7.3) containing 1% BSA, 50% glycerol and 0.02% sodium azide.
Concentration:	1 mg/ml
Purification:	Purified from mouse ascites fluids or tissue culture supernatant by affinity chromatography (protein A/G)
Conjugation:	Unconjugated
Storage:	Store at -20°C as received.
Stability:	Stable for 12 months from date of receipt.
Predicted Protein Size:	74.9 kDa
Gene Name:	pseudouridine synthase 7
Database Link:	NP_061915 Entrez Gene 78697 Mouse Entrez Gene 296751 Rat Entrez Gene 100856353 Dog Entrez Gene 697463 Monkey Entrez Gene 54517 Human Q96PZ0
Synonyms:	FLJ20485; KIAA1897; MGC17720


[View online »](#)

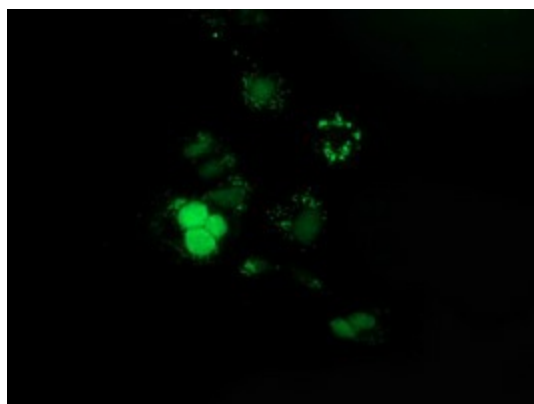
Product images:



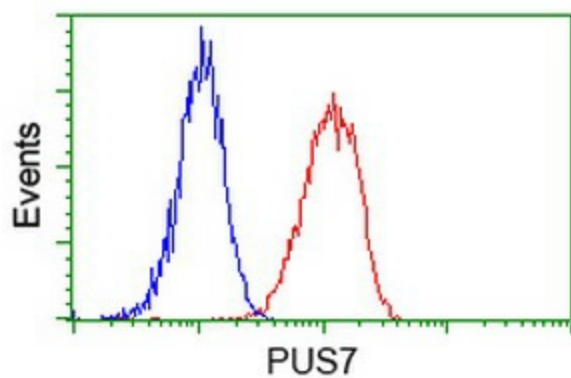
HEK293T cells were transfected with the pCMV6-ENTRY control (Left lane) or pCMV6-ENTRY PUS7 ([RC203902], Right lane) cDNA for 48 hrs and lysed. Equivalent amounts of cell lysates (5 ug per lane) were separated by SDS-PAGE and immunoblotted with anti-PUS7. Positive lysates [LY412749] (100ug) and [LC412749] (20ug) can be purchased separately from OriGene.



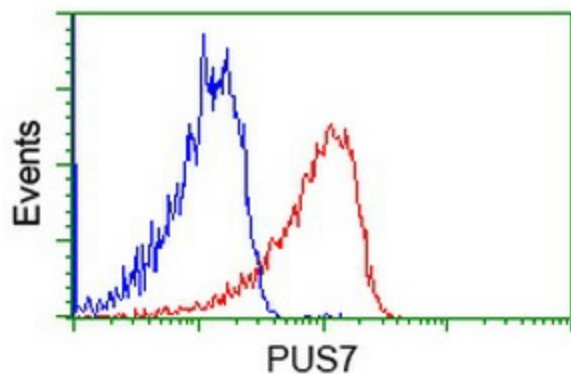
Western blot analysis of extracts (35ug) from 9 different cell lines by using anti-PUS7 monoclonal antibody.



Anti-PUS7 mouse monoclonal antibody (TA501815) immunofluorescent staining of COS7 cells transiently transfected by pCMV6-ENTRY PUS7 ([RC203902]).



Flow cytometric Analysis of HeLa cells, using anti-PUS7 antibody (TA501815), (Red), compared to a nonspecific negative control antibody (TA50011), (Blue).



Flow cytometric Analysis of Jurkat cells, using anti-PUS7 antibody (TA501815), (Red), compared to a nonspecific negative control antibody (TA50011), (Blue).