

Product datasheet for **TA501804BM**

TCP11L2 Mouse Monoclonal Antibody (HRP conjugated) [Clone ID: OTI3H7]

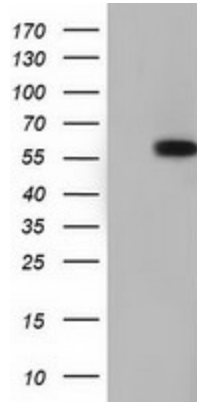
Product data:

Product Type:	Primary Antibodies
Clone Name:	OTI3H7
Applications:	FC, IF, WB
Recommended Dilution:	WB 1:500, IF 1:100, FLOW 1:100
Reactivity:	Human
Host:	Mouse
Isotype:	IgG1
Clonality:	Monoclonal
Immunogen:	Full length human recombinant protein of human TCP11L2 (NP_689985) produced in HEK293T cell.
Formulation:	PBS (pH 7.3) containing 1% BSA, 50% glycerol.
Concentration:	0.5 mg/ml
Purification:	Purified from mouse ascites fluids or tissue culture supernatant by affinity chromatography (protein A/G)
Conjugation:	HRP
Storage:	Store at -20°C as received.
Stability:	Stable for 12 months from date of receipt.
Predicted Protein Size:	57.9 kDa
Gene Name:	t-complex 11 like 2
Database Link:	NP_689985 Entrez Gene 255394 Human Q8N4U5
Synonyms:	MGC40368
Protein Families:	Druggable Genome

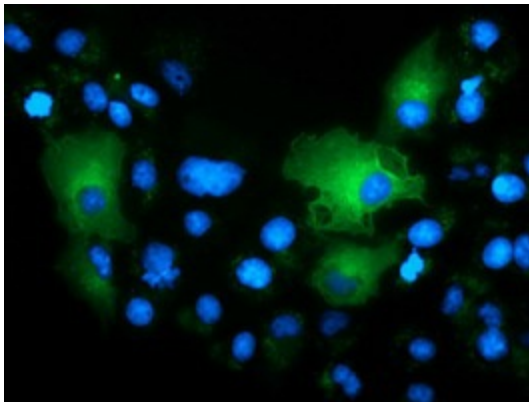


[View online »](#)

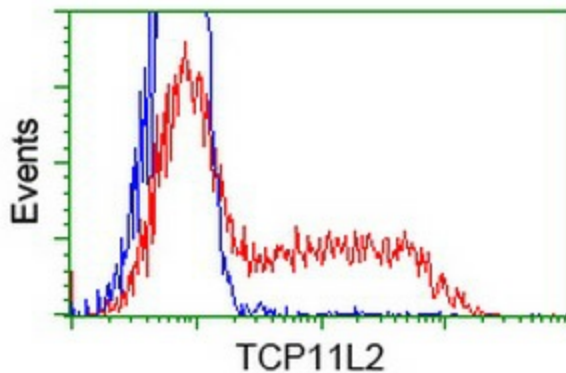
Product images:



HEK293T cells were transfected with the pCMV6-ENTRY control (Left lane) or pCMV6-ENTRY TCP11L2 ([RC207129], Right lane) cDNA for 48 hrs and lysed. Equivalent amounts of cell lysates (5 ug per lane) were separated by SDS-PAGE and immunoblotted with anti-TCP11L2. Positive lysates [LY407320] (100ug) and [LC407320] (20ug) can be purchased separately from OriGene.



Anti-TCP11L2 mouse monoclonal antibody ([TA501804]) immunofluorescent staining of COS7 cells transiently transfected by pCMV6-ENTRY TCP11L2 ([RC207129]).



HEK293T cells transfected with either [RC207129] overexpress plasmid (Red) or empty vector control plasmid (Blue) were immunostained by anti-TCP11L2 antibody ([TA501804]), and then analyzed by flow cytometry.