

Product datasheet for **TA501779BM**

Growth Arrest Specific Protein 7 (GAS7) Mouse Monoclonal Antibody (HRP conjugated) [Clone ID: OTI2D11]

Product data:

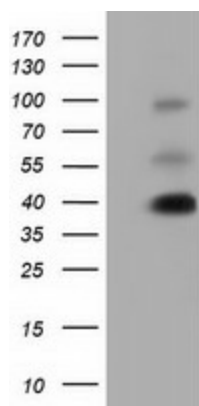
Product Type:	Primary Antibodies
Clone Name:	OTI2D11
Applications:	FC, IF, WB
Recommended Dilution:	WB 1:500~2000, IF 1:100, FLOW 1:100
Reactivity:	Human, Mouse, Rat
Host:	Mouse
Isotype:	IgG2a
Clonality:	Monoclonal
Immunogen:	Full length human recombinant protein of human GAS7 (NP_003635) produced in HEK293T cell.
Formulation:	PBS (pH 7.3) containing 1% BSA, 50% glycerol.
Concentration:	0.5 mg/ml
Purification:	Purified from mouse ascites fluids or tissue culture supernatant by affinity chromatography (protein A/G)
Conjugation:	HRP
Storage:	Store at -20°C as received.
Stability:	Stable for 12 months from date of receipt.
Predicted Protein Size:	39.0 kDa
Gene Name:	growth arrest specific 7
Database Link:	NP_003635 Entrez Gene 14457 Mouse Entrez Gene 85246 Rat Entrez Gene 8522 Human O60861
Background:	Growth arrest-specific 7 is expressed primarily in terminally differentiated brain cells and predominantly in mature cerebellar Purkinje neurons. GAS7 plays a putative role in neuronal development. Several transcript variants encoding proteins which vary in the N-terminus have been described. [provided by RefSeq]



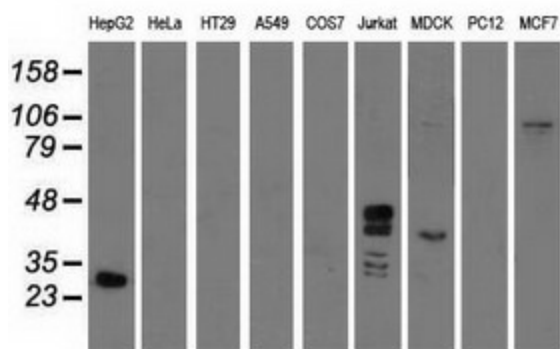
[View online »](#)

Synonyms: GAS7; MLL
 Protein Families: Transcription Factors

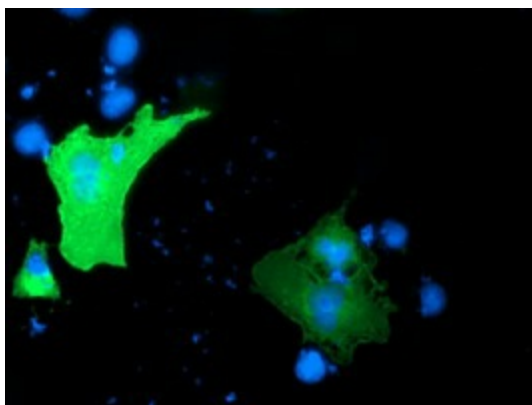
Product images:



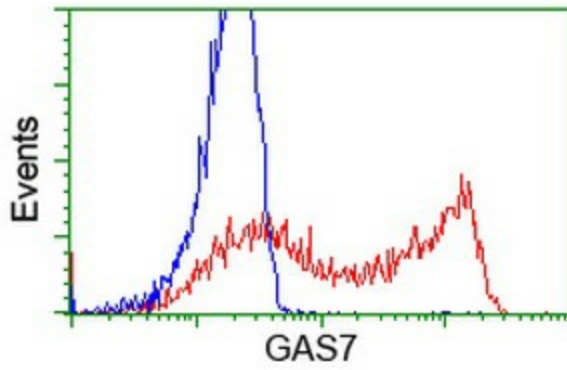
HEK293T cells were transfected with the pCMV6-ENTRY control (Left lane) or pCMV6-ENTRY GAS7 ([RC215256], Right lane) cDNA for 48 hrs and lysed. Equivalent amounts of cell lysates (5 ug per lane) were separated by SDS-PAGE and immunoblotted with anti-GAS7. Positive lysates [LY418527] (100ug) and [LC418527] (20ug) can be purchased separately from OriGene.



Western blot analysis of extracts (35ug) from 9 different cell lines by using anti-GAS7 monoclonal antibody.



Anti-GAS7 mouse monoclonal antibody ([TA501779]) immunofluorescent staining of COS7 cells transiently transfected by pCMV6-ENTRY GAS7 ([RC215256]).



HEK293T cells transfected with either [RC215256] overexpress plasmid (Red) or empty vector control plasmid (Blue) were immunostained by anti-GAS7 antibody ([TA501779]), and then analyzed by flow cytometry.