

## Product datasheet for **TA501746BM**

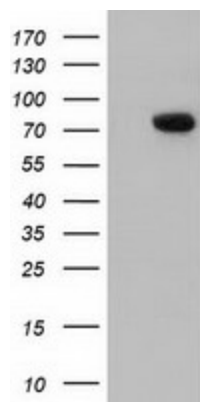
### ARHGAP25 Mouse Monoclonal Antibody (HRP conjugated) [Clone ID: OTI11C4]

#### Product data:

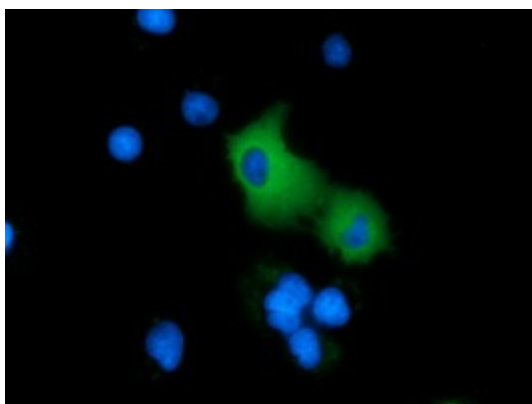
Product Type:	Primary Antibodies
Clone Name:	OTI11C4
Applications:	FC, IF, WB
Recommended Dilution:	WB 1:2000, IF 1:100, FLOW 1:100
Reactivity:	Human, Mouse, Rat
Host:	Mouse
Isotype:	IgG1
Clonality:	Monoclonal
Immunogen:	Full length human recombinant protein of human ARHGAP25 (NP_055697) produced in HEK293T cell.
Formulation:	PBS (pH 7.3) containing 1% BSA, 50% glycerol.
Concentration:	0.5 mg/ml
Purification:	Purified from mouse ascites fluids or tissue culture supernatant by affinity chromatography (protein A/G)
Conjugation:	HRP
Storage:	Store at -20°C as received.
Stability:	Stable for 12 months from date of receipt.
Predicted Protein Size:	72.3 kDa
Gene Name:	Rho GTPase activating protein 25
Database Link:	<a href="#">NP_055697</a> <a href="#">Entrez Gene 232201 Mouse</a> <a href="#">Entrez Gene 500246 Rat</a> <a href="#">Entrez Gene 9938 Human</a> <a href="#">P42331</a>
Background:	ARHGAPs, such as ARHGAP25, encode negative regulators of Rho GTPases (see ARHA; MIM 165390), which are implicated in actin remodeling, cell polarity, and cell migration (Katoh and Katoh, 2004 [PubMed 15254788]). [supplied by OMIM]
Synonyms:	HEL-S-308; KAIA0053



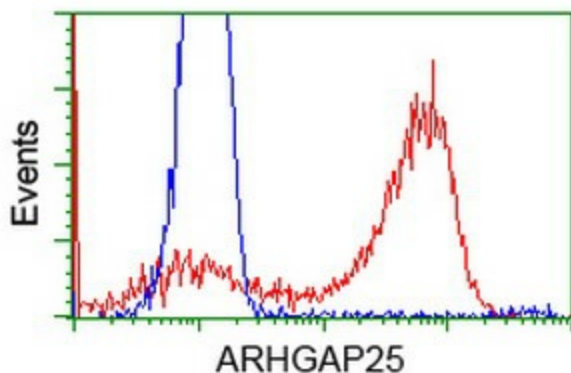
[View online »](#)

**Product images:**


HEK293T cells were transfected with the pCMV6-ENTRY control (Left lane) or pCMV6-ENTRY ARHGAP25 ([RC217414], Right lane) cDNA for 48 hrs and lysed. Equivalent amounts of cell lysates (5 ug per lane) were separated by SDS-PAGE and immunoblotted with anti-ARHGAP25. Positive lysates [LY402385] (100ug) and [LC402385] (20ug) can be purchased separately from OriGene.



Anti-ARHGAP25 mouse monoclonal antibody ([TA501746]) immunofluorescent staining of COS7 cells transiently transfected by pCMV6-ENTRY ARHGAP25 ([RC217414]).



HEK293T cells transfected with either [RC217414] overexpress plasmid (Red) or empty vector control plasmid (Blue) were immunostained by anti-ARHGAP25 antibody ([TA501746]), and then analyzed by flow cytometry.