

Product datasheet for **TA501737M**

MTMR14 Mouse Monoclonal Antibody [Clone ID: OTI7B2]

Product data:

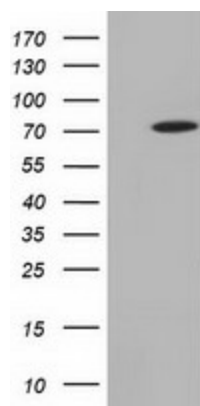
Product Type:	Primary Antibodies
Clone Name:	OTI7B2
Applications:	FC, IF, WB
Recommended Dilution:	WB 1:2000, IF 1:100, FLOW 1:100
Reactivity:	Human, Mouse, Rat
Host:	Mouse
Isotype:	IgG1
Clonality:	Monoclonal
Immunogen:	Full length human recombinant protein of human MTMR14 (NP_001070993) produced in HEK293T cell.
Formulation:	PBS (pH 7.3) containing 1% BSA, 50% glycerol and 0.02% sodium azide.
Concentration:	0.43 mg/ml
Purification:	Purified from mouse ascites fluids or tissue culture supernatant by affinity chromatography (protein A/G)
Conjugation:	Unconjugated
Storage:	Store at -20°C as received.
Stability:	Stable for 12 months from date of receipt.
Predicted Protein Size:	72.0 kDa
Gene Name:	myotubularin related protein 14
Database Link:	NP_001070993 Entrez Gene 97287 Mouse Entrez Gene 312634 Rat Entrez Gene 64419 Human Q8NCE2
Background:	This gene encodes a myotubularin-related protein. The encoded protein is a phosphoinositide phosphatase that specifically dephosphorylates phosphatidylinositol 3,5-bisphosphate and phosphatidylinositol 3-phosphate. Mutations in this gene are correlated with autosomal dominant centronuclear myopathy. Alternate splicing results in multiple transcript variants. A pseudogene of this gene is found on chromosome 18.


[View online »](#)

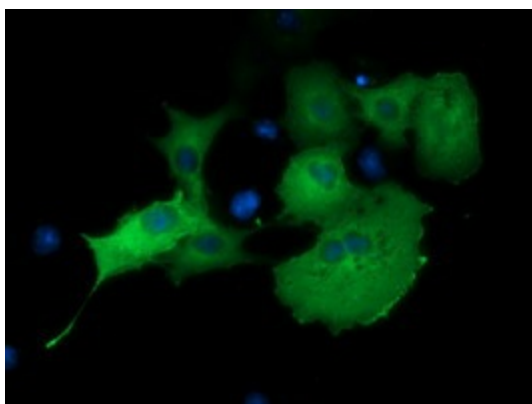
Synonyms: C3orf29

Protein Families: Druggable Genome, Phosphatase, Secreted Protein

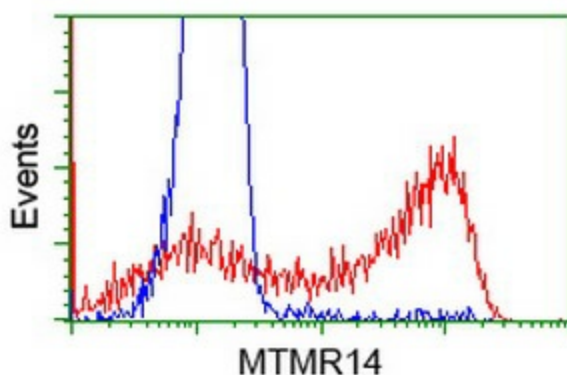
Product images:



HEK293T cells were transfected with the pCMV6-ENTRY control (Left lane) or pCMV6-ENTRY MTMR14 ([RC207732], Right lane) cDNA for 48 hrs and lysed. Equivalent amounts of cell lysates (5 ug per lane) were separated by SDS-PAGE and immunoblotted with anti-MTMR14. Positive lysates [LY421457] (100ug) and [LC421457] (20ug) can be purchased separately from OriGene.



Anti-MTMR14 mouse monoclonal antibody ([TA501737]) immunofluorescent staining of COS7 cells transiently transfected by pCMV6-ENTRY MTMR14 ([RC207732]).



HEK293T cells transfected with either [RC207732] overexpress plasmid (Red) or empty vector control plasmid (Blue) were immunostained by anti-MTMR14 antibody ([TA501737]), and then analyzed by flow cytometry.