

## Product datasheet for **TA501734AM**

### SDR O (SDR9C7) Mouse Monoclonal Antibody (Biotin conjugated) [Clone ID: OTI11H10]

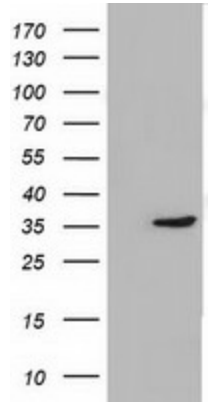
#### Product data:

Product Type:	Primary Antibodies
Clone Name:	OTI11H10
Applications:	FC, WB
Recommended Dilution:	WB 1:2000, FLOW 1:100
Reactivity:	Human, Rat
Host:	Mouse
Isotype:	IgG2b
Clonality:	Monoclonal
Immunogen:	Full length human recombinant protein of human SDR9C7 (NP_683695) produced in E.coli.
Formulation:	PBS (pH 7.3) containing 1% BSA, 50% glycerol and 0.02% sodium azide.
Concentration:	0.5 mg/ml
Purification:	Purified from mouse ascites fluids or tissue culture supernatant by affinity chromatography (protein A/G)
Conjugation:	Biotin
Storage:	Store at -20°C as received.
Stability:	Stable for 12 months from date of receipt.
Predicted Protein Size:	35.1 kDa
Gene Name:	short chain dehydrogenase/reductase family 9C member 7
Database Link:	<a href="#">NP_683695</a> <a href="#">Entrez Gene 121214 Human</a> <a href="#">Q8NEX9</a>
Background:	This gene encodes a protein with similarity to the short-chain dehydrogenase/reductase (SDR) family but has not been shown to have retinoid or dehydrogenase activities. [provided by RefSeq]
Synonyms:	RDHS; SDR-O; SDRO
Protein Families:	Druggable Genome

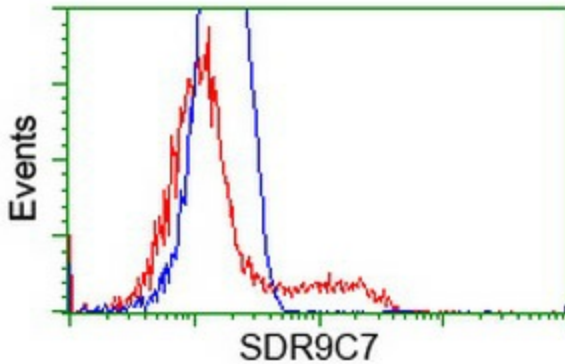


[View online »](#)

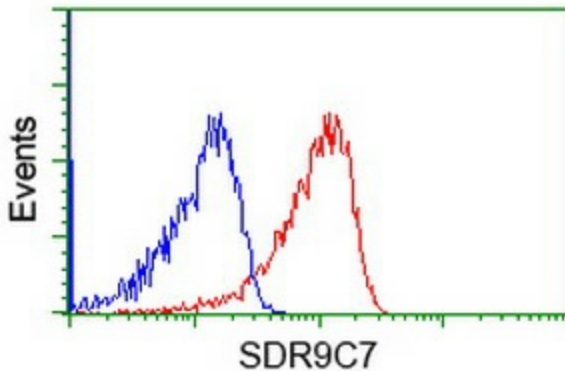
**Product images:**



HEK293T cells were transfected with the pCMV6-ENTRY control (Left lane) or pCMV6-ENTRY SDR9C7 ([RC210941], Right lane) cDNA for 48 hrs and lysed. Equivalent amounts of cell lysates (5 ug per lane) were separated by SDS-PAGE and immunoblotted with anti-SDR9C7. Positive lysates [LY407754] (100ug) and [LC407754] (20ug) can be purchased separately from OriGene.



HEK293T cells transfected with either [RC210941] overexpress plasmid (Red) or empty vector control plasmid (Blue) were immunostained by anti-SDR9C7 antibody ([TA501734]), and then analyzed by flow cytometry.



Flow cytometric Analysis of Jurkat cells, using anti-SDR9C7 antibody ([TA501734]), (Red), compared to a nonspecific negative control antibody (TA50011), (Blue).