

## Product datasheet for **TA501708BM**

### **DNAJA2 Mouse Monoclonal Antibody (HRP conjugated) [Clone ID: OTI3A11]**

#### **Product data:**

Product Type:	Primary Antibodies
Clone Name:	OTI3A11
Applications:	FC, WB
Recommended Dilution:	WB 1:500~2000, FLOW 1:100
Reactivity:	Human, Dog, Rat, Monkey, Mouse
Host:	Mouse
Isotype:	IgG2a
Clonality:	Monoclonal
Immunogen:	Full length human recombinant protein of human DNAJA2 (NP_005871) produced in HEK293T cell.
Formulation:	PBS (pH 7.3) containing 1% BSA, 50% glycerol.
Concentration:	0.5 mg/ml
Purification:	Purified from mouse ascites fluids or tissue culture supernatant by affinity chromatography (protein A/G)
Conjugation:	HRP
Storage:	Store at -20°C as received.
Stability:	Stable for 12 months from date of receipt.
Predicted Protein Size:	45.6 kDa
Gene Name:	Dnaj heat shock protein family (Hsp40) member A2
Database Link:	<a href="#">NP_005871</a> <a href="#">Entrez Gene 84026 Rat</a> <a href="#">Entrez Gene 478143 Dog</a> <a href="#">Entrez Gene 716353 Monkey</a> <a href="#">Entrez Gene 10294 Human</a> <a href="#">O60884</a>



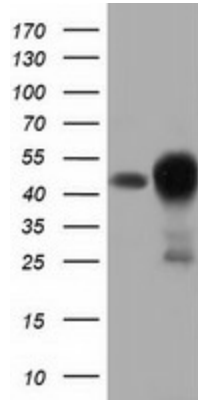
[View online »](#)

**Background:**

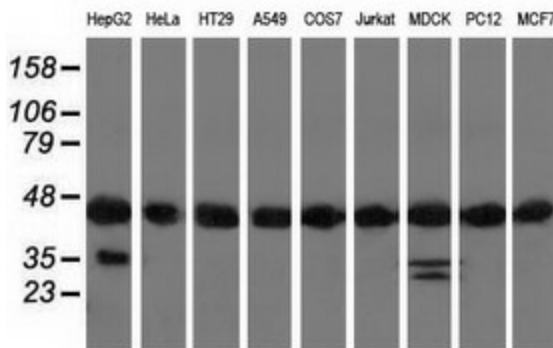
The protein encoded by this gene belongs to the evolutionarily conserved DNAJ/HSP40 family of proteins, which regulate molecular chaperone activity by stimulating ATPase activity. DNAJ proteins may have up to 3 distinct domains: a conserved 70-amino acid J domain, usually at the N terminus; a glycine/phenylalanine (G/F)-rich region; and a cysteine-rich domain containing 4 motifs resembling a zinc finger domain. The product of this gene works as a cochaperone of Hsp70s in protein folding and mitochondrial protein import in vitro. [provided by RefSeq]

**Synonyms:**

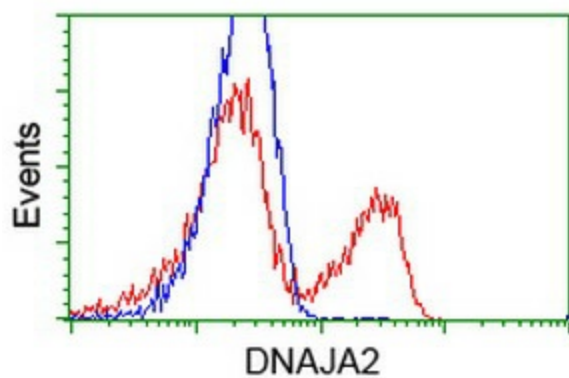
CPR3; DJ3; DJA2; DNAJ; DNJ3; HIRIP4; PRO3015; RDJ2

**Product images:**


HEK293T cells were transfected with the pCMV6-ENTRY control (Left lane) or pCMV6-ENTRY DNAJA2 ([RC202204], Right lane) cDNA for 48 hrs and lysed. Equivalent amounts of cell lysates (5 ug per lane) were separated by SDS-PAGE and immunoblotted with anti-DNAJA2. Positive lysates [LY401779] (100ug) and [LC401779] (20ug) can be purchased separately from OriGene.



Western blot analysis of extracts (35ug) from 9 different cell lines by using anti-DNAJA2 monoclonal antibody.



HEK293T cells transfected with either [RC202204] overexpress plasmid (Red) or empty vector control plasmid (Blue) were immunostained by anti-DNAJA2 antibody ([TA501708]), and then analyzed by flow cytometry.