

Product datasheet for **TA501706S**

SDR O (SDR9C7) Mouse Monoclonal Antibody [Clone ID: OTI6A8]

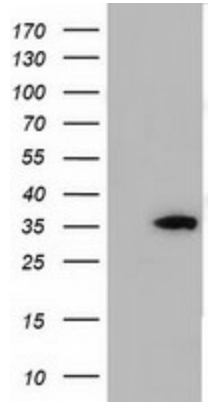
Product data:

Product Type:	Primary Antibodies
Clone Name:	OTI6A8
Applications:	FC, WB
Recommended Dilution:	WB 1:2000, FLOW 1:100
Reactivity:	Human, Rat
Host:	Mouse
Isotype:	IgG2b
Clonality:	Monoclonal
Immunogen:	Full length human recombinant protein of human SDR9C7 (NP_683695) produced in E.coli.
Formulation:	PBS (pH 7.3) containing 1% BSA, 50% glycerol and 0.02% sodium azide.
Concentration:	0.8 mg/ml
Purification:	Purified from mouse ascites fluids or tissue culture supernatant by affinity chromatography (protein A/G)
Conjugation:	Unconjugated
Storage:	Store at -20°C as received.
Stability:	Stable for 12 months from date of receipt.
Predicted Protein Size:	35.1 kDa
Gene Name:	short chain dehydrogenase/reductase family 9C member 7
Database Link:	NP_683695 Entrez Gene 121214 Human Q8NEX9
Background:	This gene encodes a protein with similarity to the short-chain dehydrogenase/reductase (SDR) family but has not been shown to have retinoid or dehydrogenase activities. [provided by RefSeq]
Synonyms:	RDHS; SDR-O; SDRO
Protein Families:	Druggable Genome

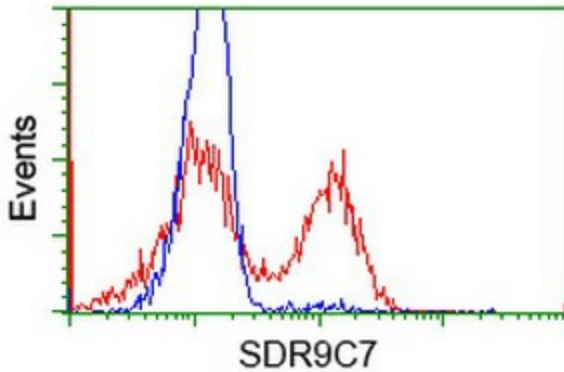


[View online »](#)

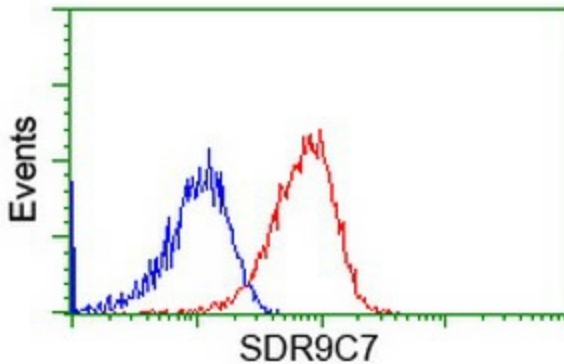
Product images:



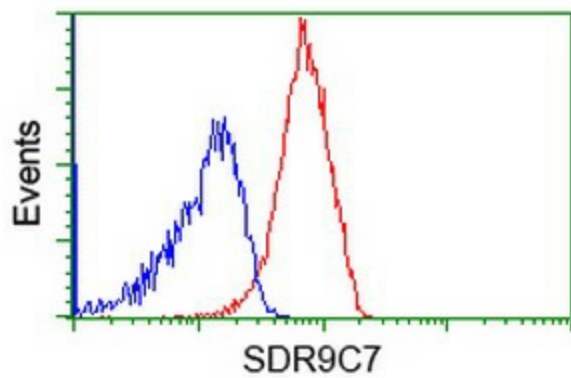
HEK293T cells were transfected with the pCMV6-ENTRY control (Left lane) or pCMV6-ENTRY SDR9C7 ([RC210941], Right lane) cDNA for 48 hrs and lysed. Equivalent amounts of cell lysates (5 ug per lane) were separated by SDS-PAGE and immunoblotted with anti-SDR9C7. Positive lysates [LY407754] (100ug) and [LC407754] (20ug) can be purchased separately from OriGene.



HEK293T cells transfected with either [RC210941] overexpress plasmid (Red) or empty vector control plasmid (Blue) were immunostained by anti-SDR9C7 antibody ([TA501706]), and then analyzed by flow cytometry.



Flow cytometric Analysis of HeLa cells, using anti-SDR9C7 antibody ([TA501706]), (Red), compared to a nonspecific negative control antibody (TA50011), (Blue).



Flow cytometric Analysis of Jurkat cells, using anti-SDR9C7 antibody ([TA501706]), (Red), compared to a nonspecific negative control antibody (TA50011), (Blue).