

## Product datasheet for **TA501688BM**

### **DNAJA2 Mouse Monoclonal Antibody (HRP conjugated) [Clone ID: OTI1C4]**

#### **Product data:**

<b>Product Type:</b>	Primary Antibodies
<b>Clone Name:</b>	OTI1C4
<b>Applications:</b>	FC, IF, WB
<b>Recommended Dilution:</b>	WB 1:2000, IF 1:100, FLOW 1:100
<b>Reactivity:</b>	Human, Mouse, Rat
<b>Host:</b>	Mouse
<b>Isotype:</b>	IgG2a
<b>Clonality:</b>	Monoclonal
<b>Immunogen:</b>	Full length human recombinant protein of human DNAJA2 (NP_005871) produced in HEK293T cell.
<b>Formulation:</b>	PBS (pH 7.3) containing 1% BSA, 50% glycerol.
<b>Concentration:</b>	0.5 mg/ml
<b>Purification:</b>	Purified from mouse ascites fluids or tissue culture supernatant by affinity chromatography (protein A/G)
<b>Conjugation:</b>	HRP
<b>Storage:</b>	Store at -20°C as received.
<b>Stability:</b>	Stable for 12 months from date of receipt.
<b>Predicted Protein Size:</b>	45.6 kDa
<b>Gene Name:</b>	Dnaj heat shock protein family (Hsp40) member A2
<b>Database Link:</b>	<a href="#">NP_005871</a> <a href="#">Entrez Gene 84026 Rat</a> <a href="#">Entrez Gene 10294 Human</a> <a href="#">O60884</a>



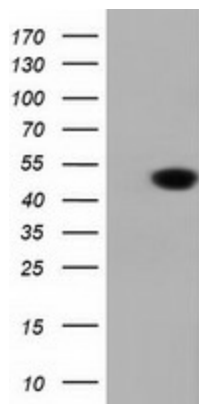
[View online »](#)

**Background:**

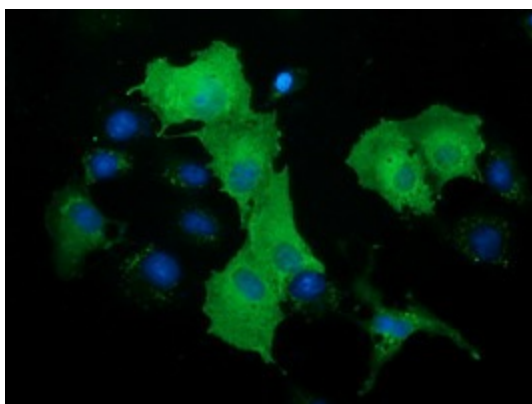
The protein encoded by this gene belongs to the evolutionarily conserved DNAJ/HSP40 family of proteins, which regulate molecular chaperone activity by stimulating ATPase activity. DNAJ proteins may have up to 3 distinct domains: a conserved 70-amino acid J domain, usually at the N terminus; a glycine/phenylalanine (G/F)-rich region; and a cysteine-rich domain containing 4 motifs resembling a zinc finger domain. The product of this gene works as a cochaperone of Hsp70s in protein folding and mitochondrial protein import in vitro. [provided by RefSeq]

**Synonyms:**

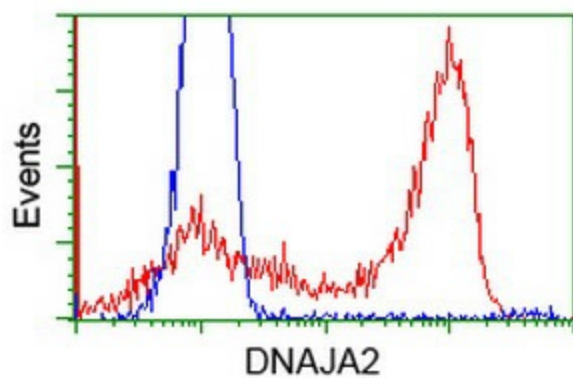
CPR3; DJ3; DJA2; DNAJ; DNJ3; HIRIP4; PRO3015; RDJ2

**Product images:**

HEK293T cells were transfected with the pCMV6-ENTRY control (Left lane) or pCMV6-ENTRY DNAJA2 ([RC202204], Right lane) cDNA for 48 hrs and lysed. Equivalent amounts of cell lysates (5 ug per lane) were separated by SDS-PAGE and immunoblotted with anti-DNAJA2. Positive lysates [LY401779] (100ug) and [LC401779] (20ug) can be purchased separately from OriGene.



Anti-DNAJA2 mouse monoclonal antibody ([TA501688]) immunofluorescent staining of COS7 cells transiently transfected by pCMV6-ENTRY DNAJA2 ([RC202204]).



HEK293T cells transfected with either [RC202204] overexpress plasmid (Red) or empty vector control plasmid (Blue) were immunostained by anti-DNAJA2 antibody ([TA501688]), and then analyzed by flow cytometry.