

## Product datasheet for **TA501658**

### SULT2A1 Mouse Monoclonal Antibody [Clone ID: OTI2A6]

#### Product data:

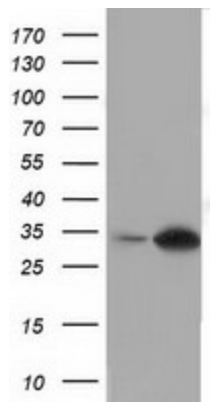
Product Type:	Primary Antibodies
Clone Name:	OTI2A6
Applications:	FC, WB
Recommended Dilution:	WB 1:500~2000, FLOW 1:100
Reactivity:	Human
Host:	Mouse
Isotype:	IgG1
Clonality:	Monoclonal
Immunogen:	Full length human recombinant protein of human SULT2A1 (NP_003158) produced in HEK293T cell.
Formulation:	PBS (pH 7.3) containing 1% BSA, 50% glycerol and 0.02% sodium azide.
Concentration:	0.72 mg/ml
Purification:	Purified from mouse ascites fluids or tissue culture supernatant by affinity chromatography (protein A/G)
Conjugation:	Unconjugated
Storage:	Store at -20°C as received.
Stability:	Stable for 12 months from date of receipt.
Predicted Protein Size:	33.6 kDa
Gene Name:	sulfotransferase family 2A member 1
Database Link:	<a href="#">NP_003158</a> <a href="#">Entrez Gene 6822 Human</a> <a href="#">Q06520</a>
Background:	This gene encodes a member of the sulfotransferase family. Sulfotransferases aid in the metabolism of drugs and endogenous compounds by converting these substances into more hydrophilic water-soluble sulfate conjugates that can be easily excreted. This protein catalyzes the sulfation of steroids and bile acids in the liver and adrenal glands, and may have a role in the inherited adrenal androgen excess in women with polycystic ovary syndrome. [provided by RefSeq]



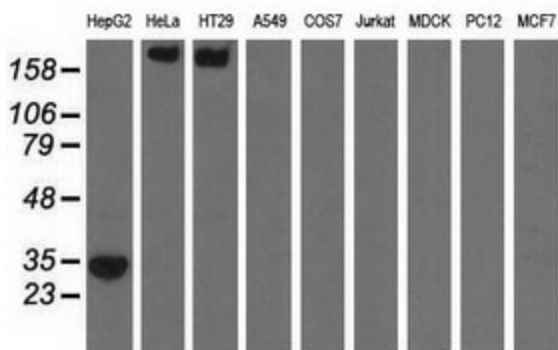
[View online »](#)

Synonyms: DHEA-ST; DHEA-ST8; DHEAS; HST; hSTa; ST2; ST2A1; ST2A3; STD; SULT2A3

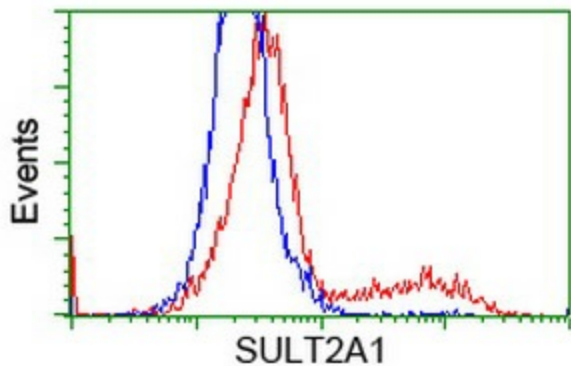
**Product images:**



HEK293T cells were transfected with the pCMV6-ENTRY control (Left lane) or pCMV6-ENTRY SULT2A1 ([RC204737], Right lane) cDNA for 48 hrs and lysed. Equivalent amounts of cell lysates (5 ug per lane) were separated by SDS-PAGE and immunoblotted with anti-SULT2A1. Positive lysates [LY418856] (100ug) and [LC418856] (20ug) can be purchased separately from OriGene.



Western blot analysis of extracts (35ug) from 9 different cell lines by using anti-SULT2A1 monoclonal antibody.



HEK293T cells transfected with either [RC204737] overexpress plasmid (Red) or empty vector control plasmid (Blue) were immunostained by anti-SULT2A1 antibody (TA501658), and then analyzed by flow cytometry.