

Product datasheet for **TA501629BM**

MOBKL2B (MOB3B) Mouse Monoclonal Antibody (HRP conjugated) [Clone ID: OTI2H8]

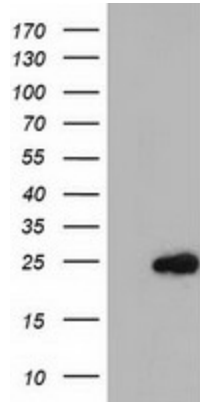
Product data:

| | |
|-------------------------|--|
| Product Type: | Primary Antibodies |
| Clone Name: | OTI2H8 |
| Applications: | FC, IF, WB |
| Recommended Dilution: | WB 1:2000, IF 1:100, FLOW 1:100 |
| Reactivity: | Human, Mouse, Rat |
| Host: | Mouse |
| Isotype: | IgG2b |
| Clonality: | Monoclonal |
| Immunogen: | Full length human recombinant protein of human MOBKL2B (NP_079037) produced in HEK293T cell. |
| Formulation: | PBS (pH 7.3) containing 1% BSA, 50% glycerol. |
| Concentration: | 0.5 mg/ml |
| Purification: | Purified from mouse ascites fluids or tissue culture supernatant by affinity chromatography (protein A/G) |
| Conjugation: | HRP |
| Storage: | Store at -20°C as received. |
| Stability: | Stable for 12 months from date of receipt. |
| Predicted Protein Size: | 25.3 kDa |
| Gene Name: | MOB kinase activator 3B |
| Database Link: | NP_079037 Entrez Gene 214944 Mouse Entrez Gene 79817 Human Q86TA1 |
| Background: | The protein encoded by this gene shares similarity with the yeast Mob1 protein. Yeast Mob1 binds Mps1p, a protein kinase essential for spindle pole body duplication and mitotic checkpoint regulation. This gene is located on the opposite strand as the interferon kappa precursor (IFNK) gene. [provided by RefSeq]. COMPLETENESS: complete on the 3' end. |
| Synonyms: | C9orf35; MOB1D; MOBKL2B |

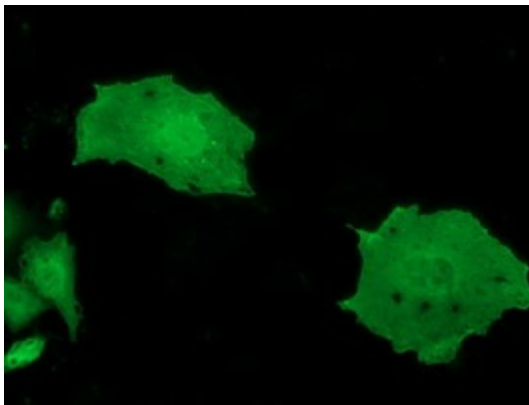


[View online »](#)

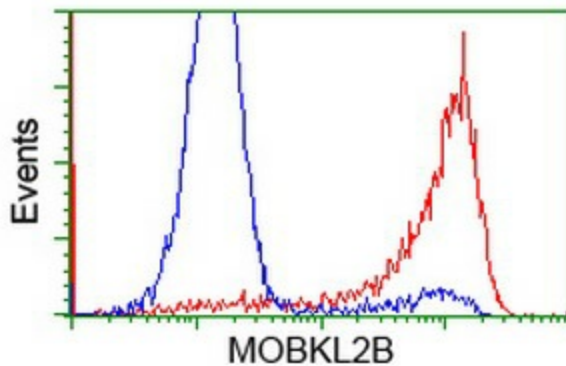
Product images:



HEK293T cells were transfected with the pCMV6-ENTRY control (Left lane) or pCMV6-ENTRY MOBKL2B ([RC205977], Right lane) cDNA for 48 hrs and lysed. Equivalent amounts of cell lysates (5 ug per lane) were separated by SDS-PAGE and immunoblotted with anti-MOBKL2B. Positive lysates [LY403025] (100ug) and [LC403025] (20ug) can be purchased separately from OriGene.



Anti-MOBKL2B mouse monoclonal antibody ([TA501629]) immunofluorescent staining of COS7 cells transiently transfected by pCMV6-ENTRY MOBKL2B ([RC205977]).



HEK293T cells transfected with either [RC205977] overexpress plasmid (Red) or empty vector control plasmid (Blue) were immunostained by anti-MOBKL2B antibody ([TA501629]), and then analyzed by flow cytometry.