

Product datasheet for **TA501614M**

NUMB Mouse Monoclonal Antibody [Clone ID: OT11A7]

Product data:

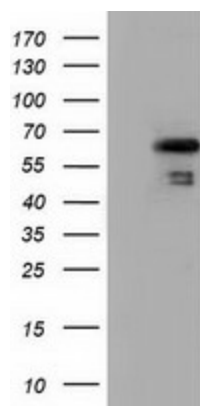
Product Type:	Primary Antibodies
Clone Name:	OT11A7
Applications:	FC, IF, WB
Recommended Dilution:	WB 1:2000, IF 1:100, FLOW 1:100
Reactivity:	Human, Mouse, Rat
Host:	Mouse
Isotype:	IgG1
Clonality:	Monoclonal
Immunogen:	Full length human recombinant protein of human NUMB (NP_003735) produced in HEK293T cell.
Formulation:	PBS (pH 7.3) containing 1% BSA, 50% glycerol and 0.02% sodium azide.
Concentration:	0.6 mg/ml
Purification:	Purified from mouse ascites fluids or tissue culture supernatant by affinity chromatography (protein A/G)
Conjugation:	Unconjugated
Storage:	Store at -20°C as received.
Stability:	Stable for 12 months from date of receipt.
Predicted Protein Size:	69.3 kDa
Gene Name:	NUMB endocytic adaptor protein
Database Link:	NP_003735 Entrez Gene 18222 Mouse Entrez Gene 29419 Rat Entrez Gene 8650 Human P49757
Background:	The protein encoded by this gene plays a role in the determination of cell fates during development. The encoded protein, whose degradation is induced in a proteasome-dependent manner by MDM2, is a membrane-bound protein that has been shown to associate with EPS15, LNX1, and NOTCH1. Four transcript variants encoding different isoforms have been found for this gene.


[View online »](#)

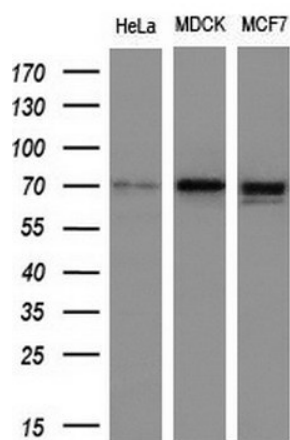
Synonyms: C14orf41; c14_5527; S171

Protein Pathways: Notch signaling pathway

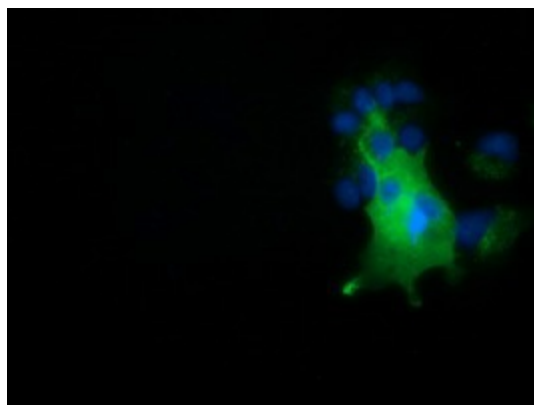
Product images:



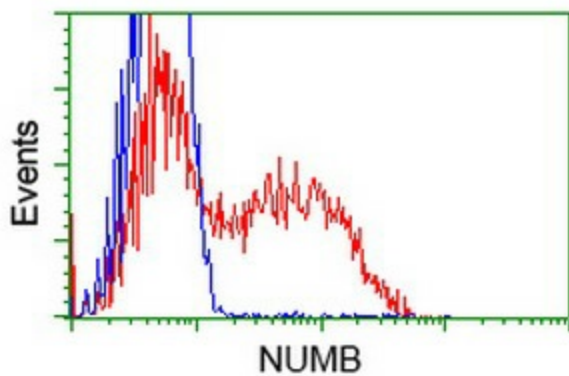
HEK293T cells were transfected with the pCMV6-ENTRY control (Left lane) or pCMV6-ENTRY NUMB ([RC216230], Right lane) cDNA for 48 hrs and lysed. Equivalent amounts of cell lysates (5 ug per lane) were separated by SDS-PAGE and immunoblotted with anti-NUMB. Positive lysates [LY401229] (100ug) and [LC401229] (20ug) can be purchased separately from OriGene.



Western blot analysis of extracts (10ug) from 3 different cell lines by using anti-NUMB monoclonal antibody (1:200).



Anti-NUMB mouse monoclonal antibody ([TA501614]) immunofluorescent staining of COS7 cells transiently transfected by pCMV6-ENTRY NUMB ([RC216230]).



HEK293T cells transfected with either [RC216230] overexpress plasmid (Red) or empty vector control plasmid (Blue) were immunostained by anti-NUMB antibody ([TA501614]), and then analyzed by flow cytometry.