

Product datasheet for **TA501567S**

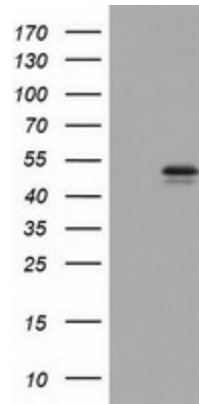
NT5DC1 Mouse Monoclonal Antibody [Clone ID: OTI3E1]

Product data:

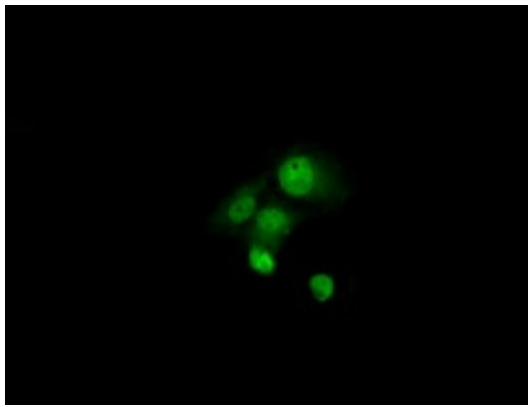
Product Type:	Primary Antibodies
Clone Name:	OTI3E1
Applications:	FC, IF, WB
Recommended Dilution:	WB 1:2000, Flow: 1:100
Reactivity:	Human
Host:	Mouse
Isotype:	IgG1
Clonality:	Monoclonal
Immunogen:	Full length human recombinant protein of human NT5DC1 (NP_689942) produced in HEK293T cell.
Formulation:	PBS (pH 7.3) containing 1% BSA, 50% glycerol and 0.02% sodium azide.
Concentration:	0.51 mg/ml
Purification:	Purified from mouse ascites fluids or tissue culture supernatant by affinity chromatography (protein A/G)
Conjugation:	Unconjugated
Storage:	Store at -20°C as received.
Stability:	Stable for 12 months from date of receipt.
Predicted Protein Size:	51.7 kDa
Gene Name:	5'-nucleotidase domain containing 1
Database Link:	NP_689942 Entrez Gene 221294 Human Q5TFE4
Background:	While the exact function of the protein encoded by this gene is not known, it belongs to the 5'(3')-deoxyribonucleotidase family. [provided by RefSeq]. COMPLETENESS: complete on the 3' end.
Synonyms:	C6orf200; LP2642; NT5C2L1



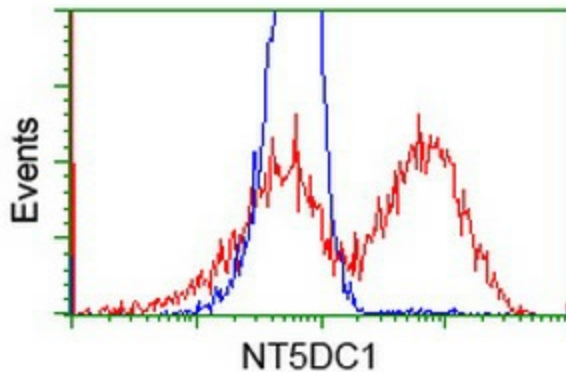
[View online »](#)

Product images:


HEK293T cells were transfected with the pCMV6-ENTRY control (Left lane) or pCMV6-ENTRY NT5DC1 ([RC211087], Right lane) cDNA for 48 hrs and lysed. Equivalent amounts of cell lysates (5 ug per lane) were separated by SDS-PAGE and immunoblotted with anti-NT5DC1. Positive lysates [LY403486] (100ug) and [LC403486] (20ug) can be purchased separately from OriGene.



Anti-NT5DC1 mouse monoclonal antibody ([TA501567]) immunofluorescent staining of COS7 cells transiently transfected by pCMV6-ENTRY NT5DC1 ([RC211087]).



HEK293T cells transfected with either [RC211087] overexpress plasmid (Red) or empty vector control plasmid (Blue) were immunostained by anti-NT5DC1 antibody ([TA501567]), and then analyzed by flow cytometry.