

Product datasheet for **TA501552S**


RNF86 (TRIM2) Mouse Monoclonal Antibody [Clone ID: OTI2B2]

Product data:

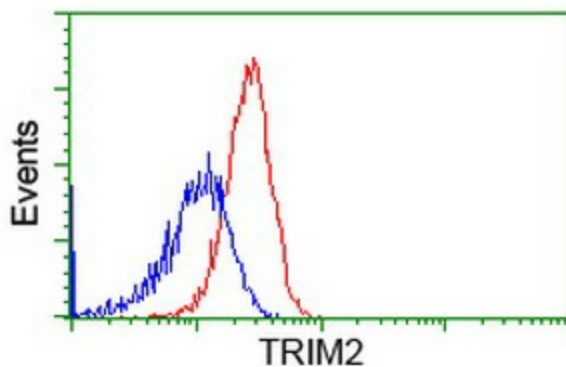
Product Type:	Primary Antibodies
Clone Name:	OTI2B2
Applications:	FC, WB
Recommended Dilution:	WB 1:2000, FLOW 1:100
Reactivity:	Human, Mouse, Rat
Host:	Mouse
Isotype:	IgG1
Clonality:	Monoclonal
Immunogen:	Human recombinant protein fragment corresponding to amino acids 1-100 and 645-744 of human TRIM2 (NP_056086) produced in HEK293T cell.
Formulation:	PBS (pH 7.3) containing 1% BSA, 50% glycerol and 0.02% sodium azide.
Concentration:	0.48 mg/ml
Purification:	Purified from mouse ascites fluids or tissue culture supernatant by affinity chromatography (protein A/G)
Conjugation:	Unconjugated
Storage:	Store at -20°C as received.
Stability:	Stable for 12 months from date of receipt.
Predicted Protein Size:	81.3 kDa
Gene Name:	tripartite motif containing 2
Database Link:	NP_056086 Entrez Gene 80890 Mouse Entrez Gene 361970 Rat Entrez Gene 23321 Human Q9C040
Background:	The protein encoded by this gene is a member of the tripartite motif (TRIM) family. The TRIM motif includes three zinc-binding domains, a RING, a B-box type 1 and a B-box type 2, and a coiled-coil region. The protein localizes to cytoplasmic filaments. Its function has not been identified. [provided by RefSeq]
Synonyms:	CMT2R; RNF86



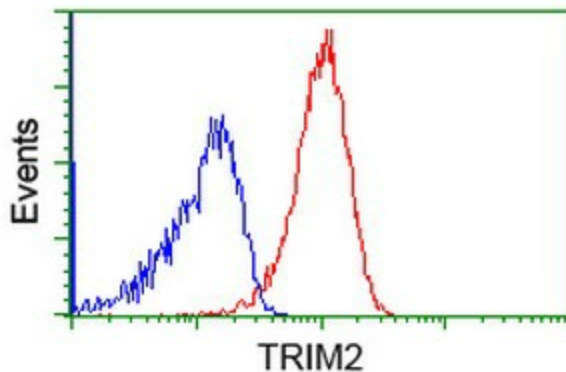
[View online »](#)

Product images:

HEK293T cells were transfected with the pCMV6-ENTRY control (Left lane) or pCMV6-ENTRY TRIM2 ([RC229368], Right lane) cDNA for 48 hrs and lysed. Equivalent amounts of cell lysates (5 ug per lane) were separated by SDS-PAGE and immunoblotted with anti-TRIM2. Positive lysates [LY414662] (100ug) and [LC414662] (20ug) can be purchased separately from OriGene.



Flow cytometric Analysis of HeLa cells, using anti-TRIM2 antibody ([TA501552]), (Red), compared to a nonspecific negative control antibody (TA50011), (Blue).



Flow cytometric Analysis of Jurkat cells, using anti-TRIM2 antibody ([TA501552]), (Red), compared to a nonspecific negative control antibody (TA50011), (Blue).