

## Product datasheet for **TA501521**

### QPRT Mouse Monoclonal Antibody [Clone ID: OTI3B3]

#### Product data:

Product Type:	Primary Antibodies
Clone Name:	OTI3B3
Applications:	FC, IF, WB
Recommended Dilution:	WB 1:2000, IF 1:50, FLOW 1:100
Reactivity:	Human
Host:	Mouse
Isotype:	IgG2a
Clonality:	Monoclonal
Immunogen:	Full length human recombinant protein of human QPRT (NP_055113) produced in HEK293T cell.
Formulation:	PBS (pH 7.3) containing 1% BSA, 50% glycerol and 0.02% sodium azide.
Concentration:	0.75 mg/ml
Purification:	Purified from mouse ascites fluids or tissue culture supernatant by affinity chromatography (protein A/G)
Conjugation:	Unconjugated
Storage:	Store at -20°C as received.
Stability:	Stable for 12 months from date of receipt.
Predicted Protein Size:	30.6 kDa
Gene Name:	quinolinate phosphoribosyltransferase
Database Link:	<a href="#">NP_055113</a> <a href="#">Entrez Gene 23475 Human</a> <a href="#">Q15274</a>
Background:	This gene encodes a key enzyme in catabolism of quinolinate, an intermediate in the tryptophan-nicotinamide adenine dinucleotide pathway. Quinolinate acts as a most potent endogenous exitotoxin to neurons. Elevation of quinolinate levels in the brain has been linked to the pathogenesis of neurodegenerative disorders such as epilepsy, Alzheimer's disease, and Huntington's disease. [provided by RefSeq]. COMPLETENESS: complete on the 3' end.

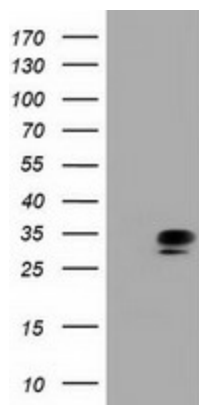


[View online »](#)

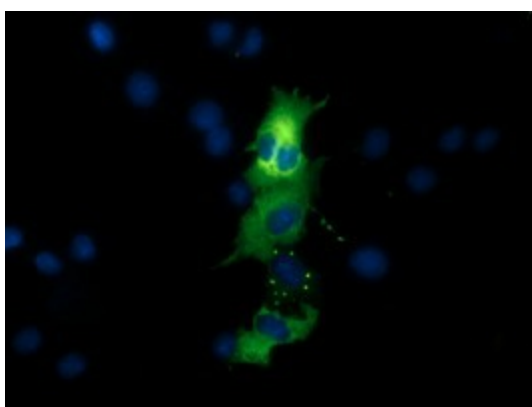
**Synonyms:** HEL-S-90n; QPRTase

**Protein Pathways:** Metabolic pathways, Nicotinate and nicotinamide metabolism

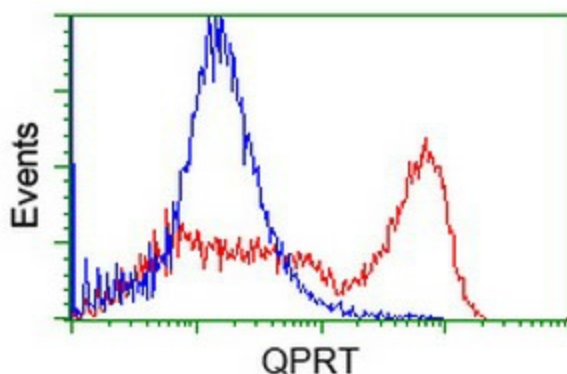
**Product images:**



HEK293T cells were transfected with the pCMV6-ENTRY control (Left lane) or pCMV6-ENTRY QPRT ([RC202960], Right lane) cDNA for 48 hrs and lysed. Equivalent amounts of cell lysates (5 ug per lane) were separated by SDS-PAGE and immunoblotted with anti-QPRT. Positive lysates [LY402307] (100ug) and [LC402307] (20ug) can be purchased separately from OriGene.



Anti-QPRT mouse monoclonal antibody (TA501521) immunofluorescent staining of COS7 cells transiently transfected by pCMV6-ENTRY QPRT ([RC202960]).



HEK293T cells transfected with either [RC202960] overexpress plasmid (Red) or empty vector control plasmid (Blue) were immunostained by anti-QPRT antibody (TA501521), and then analyzed by flow cytometry.