

Product datasheet for **TA501495BM**

UBXD3 (UBXN10) Mouse Monoclonal Antibody (HRP conjugated) [Clone ID: OTI2F6]

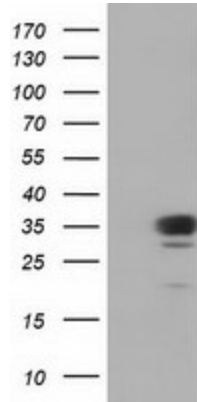
Product data:

Product Type:	Primary Antibodies
Clone Name:	OTI2F6
Applications:	FC, IF, WB
Recommended Dilution:	WB 1:2000, IF 1:100, FLOW 1:100
Reactivity:	Human
Host:	Mouse
Isotype:	IgG1
Clonality:	Monoclonal
Immunogen:	Full length human recombinant protein of human UBXN10 (NP_689589) produced in HEK293T cell.
Formulation:	PBS (pH 7.3) containing 1% BSA, 50% glycerol.
Concentration:	0.5 mg/ml
Purification:	Purified from mouse ascites fluids or tissue culture supernatant by affinity chromatography (protein A/G)
Conjugation:	HRP
Storage:	Store at -20°C as received.
Stability:	Stable for 12 months from date of receipt.
Predicted Protein Size:	30.6 kDa
Gene Name:	UBX domain protein 10
Database Link:	NP_689589 Entrez Gene 127733 Human Q96LJ8
Synonyms:	UBXD3

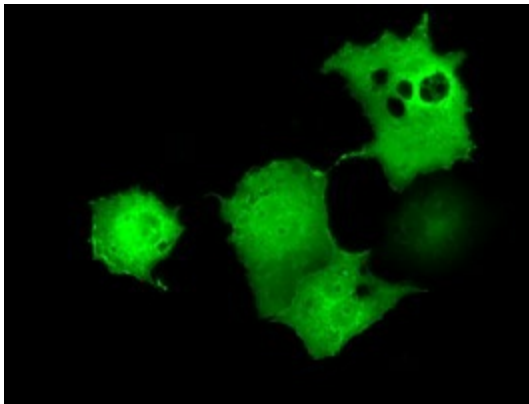


[View online »](#)

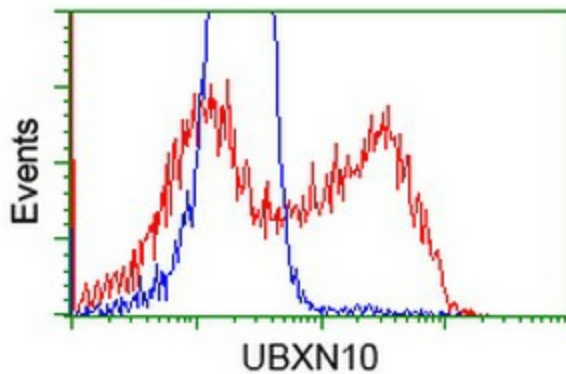
Product images:



HEK293T cells were transfected with the pCMV6-ENTRY control (Left lane) or pCMV6-ENTRY UBXN10 ([RC208225], Right lane) cDNA for 48 hrs and lysed. Equivalent amounts of cell lysates (5 ug per lane) were separated by SDS-PAGE and immunoblotted with anti-UBXN10. Positive lysates [LY407623] (100ug) and [LC407623] (20ug) can be purchased separately from OriGene.



Anti-UBXN10 mouse monoclonal antibody ([TA501495]) immunofluorescent staining of COS7 cells transiently transfected by pCMV6-ENTRY UBXN10 ([RC208225]).



HEK293T cells transfected with either [RC208225] overexpress plasmid (Red) or empty vector control plasmid (Blue) were immunostained by anti-UBXN10 antibody ([TA501495]), and then analyzed by flow cytometry.