

Product datasheet for **TA501477S**

TCTN2 Mouse Monoclonal Antibody [Clone ID: OT11C1]

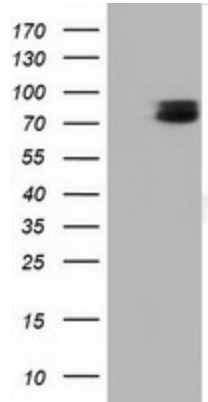
Product data:

Product Type:	Primary Antibodies
Clone Name:	OT11C1
Applications:	FC, IF, WB
Recommended Dilution:	WB 1:500, IF 1:100, FLOW 1:100
Reactivity:	Human
Host:	Mouse
Isotype:	IgG2a
Clonality:	Monoclonal
Immunogen:	Full length human recombinant protein of human TCTN2 (NP_079085) produced in HEK293T cell.
Formulation:	PBS (pH 7.3) containing 1% BSA, 50% glycerol and 0.02% sodium azide.
Concentration:	1 mg/ml
Purification:	Purified from mouse ascites fluids or tissue culture supernatant by affinity chromatography (protein A/G)
Conjugation:	Unconjugated
Storage:	Store at -20°C as received.
Stability:	Stable for 12 months from date of receipt.
Predicted Protein Size:	76.7 kDa
Gene Name:	tectonic family member 2
Database Link:	NP_079085 Entrez Gene 79867 Human Q96GX1
Synonyms:	C12orf38; JBTS24; MKS8; TECT2

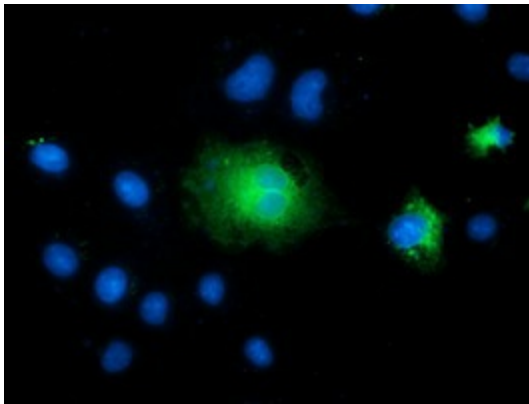


[View online »](#)

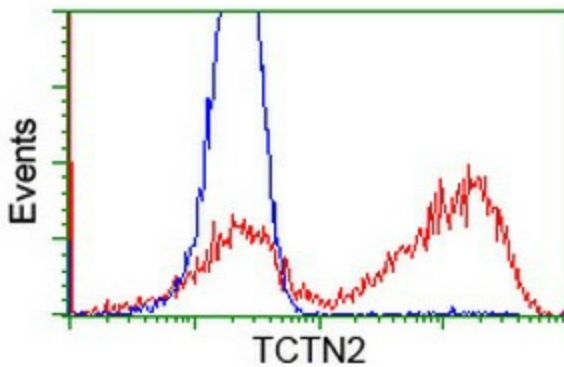
Product images:



HEK293T cells were transfected with the pCMV6-ENTRY control (Cat# [PS100001], Left lane) or pCMV6-ENTRY TCTN2 (Cat# [RC203860], Right lane) cDNA for 48 hrs and lysed. Equivalent amounts of cell lysates (5 ug per lane) were separated by SDS-PAGE and immunoblotted with anti-TCTN2(Cat# [TA501477]). Positive lysates [LY411064] (100ug) and [LC411064] (20ug) can be purchased separately from OriGene.



Anti-TCTN2 mouse monoclonal antibody ([TA501477]) immunofluorescent staining of COS7 cells transiently transfected by pCMV6-ENTRY TCTN2 ([RC203860]).



HEK293T cells transfected with either [RC203860] overexpress plasmid (Red) or empty vector control plasmid (Blue) were immunostained by anti-TCTN2 antibody ([TA501477]), and then analyzed by flow cytometry.