

Product datasheet for **TA501408BM**


TMEM80 Mouse Monoclonal Antibody (HRP conjugated) [Clone ID: OTI3B6]

Product data:

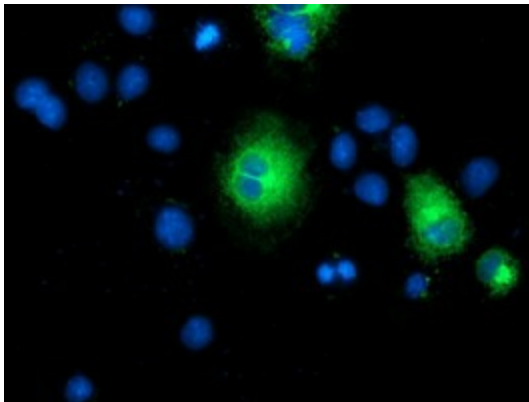
Product Type:	Primary Antibodies
Clone Name:	OTI3B6
Applications:	FC, IF, WB
Recommended Dilution:	WB 1:2000, IF 1:100, FLOW 1:100
Reactivity:	Human
Host:	Mouse
Isotype:	IgG2a
Clonality:	Monoclonal
Immunogen:	Full length human recombinant protein of human TMEM80 (NP_777600) produced in HEK293T cell.
Formulation:	PBS (pH 7.3) containing 1% BSA, 50% glycerol.
Concentration:	0.5 mg/ml
Purification:	Purified from mouse ascites fluids or tissue culture supernatant by affinity chromatography (protein A/G)
Conjugation:	HRP
Storage:	Store at -20°C as received.
Stability:	Stable for 12 months from date of receipt.
Predicted Protein Size:	17.1 kDa
Gene Name:	transmembrane protein 80
Database Link:	NP_777600 Entrez Gene 283232 Human Q96HE8
Synonyms:	FLJ38216; FLJ55823
Protein Families:	Transmembrane



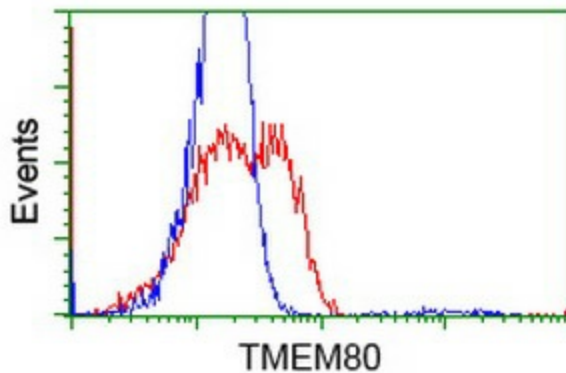
[View online »](#)

Product images:


HEK293T cells were transfected with the pCMV6-ENTRY control (Left lane) or pCMV6-ENTRY TMEM80 ([RC202288], Right lane) cDNA for 48 hrs and lysed. Equivalent amounts of cell lysates (5 ug per lane) were separated by SDS-PAGE and immunoblotted with anti-TMEM80. Positive lysates [LY406341] (100ug) and [LC406341] (20ug) can be purchased separately from OriGene.



Anti-TMEM80 mouse monoclonal antibody ([TA501408]) immunofluorescent staining of COS7 cells transiently transfected by pCMV6-ENTRY TMEM80 ([RC202288]).



HEK293T cells transfected with either [RC202288] overexpress plasmid (Red) or empty vector control plasmid (Blue) were immunostained by anti-TMEM80 antibody ([TA501408]), and then analyzed by flow cytometry.