

Product datasheet for **TA501359AM**

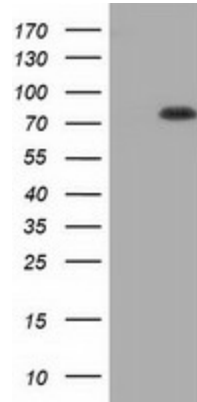
HID1 Mouse Monoclonal Antibody (Biotin conjugated) [Clone ID: OTI3B5]

Product data:

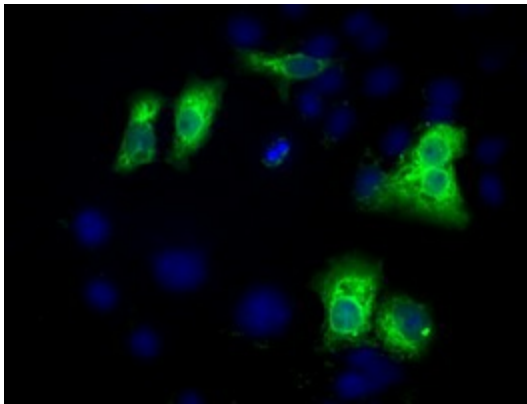
Product Type:	Primary Antibodies
Clone Name:	OTI3B5
Applications:	FC, IF, WB
Recommended Dilution:	WB 1:2000, IF 1:100, FLOW 1:100
Reactivity:	Human, Mouse, Rat
Host:	Mouse
Isotype:	IgG1
Clonality:	Monoclonal
Immunogen:	Full length human recombinant protein of human C17orf28 (NP_085133) produced in HEK293T cell.
Formulation:	PBS (pH 7.3) containing 1% BSA, 50% glycerol and 0.02% sodium azide.
Concentration:	0.5 mg/ml
Purification:	Purified from mouse ascites fluids or tissue culture supernatant by affinity chromatography (protein A/G)
Conjugation:	Biotin
Storage:	Store at -20°C as received.
Stability:	Stable for 12 months from date of receipt.
Predicted Protein Size:	88.6 kDa
Gene Name:	HID1 domain containing
Database Link:	NP_085133 Entrez Gene 287822 Rat Entrez Gene 283987 Human Q8IV36
Synonyms:	C17orf28; DMC1; HID-1



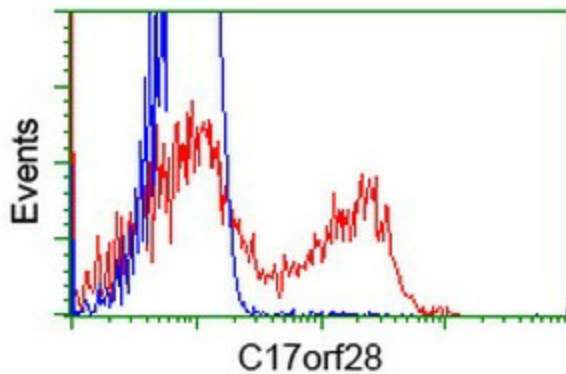
[View online »](#)

Product images:

HEK293T cells were transfected with the pCMV6-ENTRY control (Left lane) or pCMV6-ENTRY C17orf28 ([RC206740], Right lane) cDNA for 48 hrs and lysed. Equivalent amounts of cell lysates (5 ug per lane) were separated by SDS-PAGE and immunoblotted with anti-C17orf28. Positive lysates [LY403066] (100ug) and [LC403066] (20ug) can be purchased separately from OriGene.



Anti-C17orf28 mouse monoclonal antibody ([TA501359]) immunofluorescent staining of COS7 cells transiently transfected by pCMV6-ENTRY C17orf28 ([RC206740]).



HEK293T cells transfected with either [RC206740] overexpress plasmid (Red) or empty vector control plasmid (Blue) were immunostained by anti-C17orf28 antibody ([TA501359]), and then analyzed by flow cytometry.