

Product datasheet for **TA501310**

cvHSP (HSPB7) Mouse Monoclonal Antibody [Clone ID: OTI1D11]

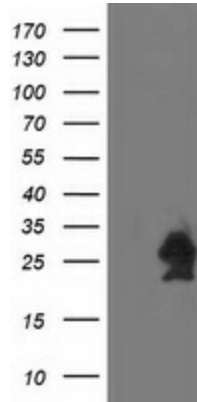
Product data:

Product Type:	Primary Antibodies
Clone Name:	OTI1D11
Applications:	FC, IF, WB
Recommended Dilution:	WB 1:2000, IF 1:100, FLOW 1:100
Reactivity:	Human, Mouse, Rat
Host:	Mouse
Isotype:	IgG1
Clonality:	Monoclonal
Immunogen:	Full length human recombinant protein of human HSPB7(NP_055239) produced in HEK293T cell.
Formulation:	PBS (pH 7.3) containing 1% BSA, 50% glycerol and 0.02% sodium azide.
Concentration:	0.63 mg/ml
Purification:	Purified from mouse ascites fluids or tissue culture supernatant by affinity chromatography (protein A/G)
Conjugation:	Unconjugated
Storage:	Store at -20°C as received.
Stability:	Stable for 12 months from date of receipt.
Predicted Protein Size:	18.4 kDa
Gene Name:	heat shock protein family B (small) member 7
Database Link:	NP_055239 Entrez Gene 29818 Mouse Entrez Gene 50565 Rat Entrez Gene 27129 Human Q9UBY9
Synonyms:	cvHSP

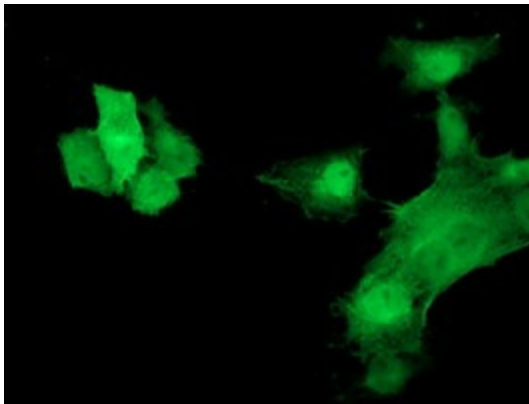


[View online »](#)

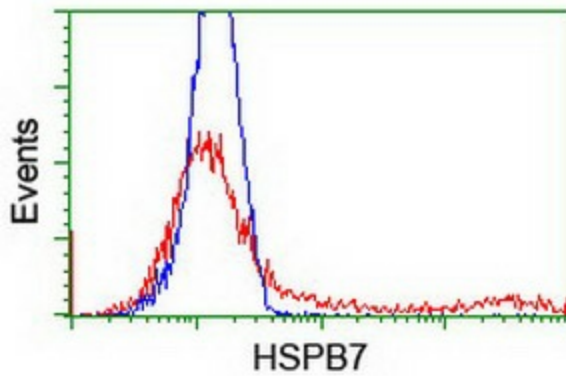
Product images:



HEK293T cells were transfected with the pCMV6-ENTRY control (Cat# [PS100001], Left lane) or pCMV6-ENTRY HSPB7 (Cat# [RC202861], Right lane) cDNA for 48 hrs and lysed. Equivalent amounts of cell lysates (5 ug per lane) were separated by SDS-PAGE and immunoblotted with anti-HSPB7(Cat# TA501310). Positive lysates [LY415289] (100ug) and [LC415289] (20ug) can be purchased separately from OriGene.



Anti-HSPB7 mouse monoclonal antibody (TA501310) immunofluorescent staining of COS7 cells transiently transfected by pCMV6-ENTRY HSPB7 ([RC202861]).



HEK293T cells transfected with either [RC202861] overexpress plasmid (Red) or empty vector control plasmid (Blue) were immunostained by anti-HSPB7 antibody (TA501310), and then analyzed by flow cytometry.