

Product datasheet for **TA501303BM**

MPP3 Mouse Monoclonal Antibody (HRP conjugated) [Clone ID: OT18F1]

Product data:

Product Type:	Primary Antibodies
Clone Name:	OT18F1
Applications:	FC, IF, WB
Recommended Dilution:	WB 1:2000, IF 1:100, FLOW 1:100
Reactivity:	Human, Mouse, Rat
Host:	Mouse
Isotype:	IgG2b
Clonality:	Monoclonal
Immunogen:	Full length human recombinant protein of human MPP3 (NP_001923) produced in HEK293T cell.
Formulation:	PBS (pH 7.3) containing 1% BSA, 50% glycerol.
Concentration:	0.5 mg/ml
Purification:	Purified from mouse ascites fluids or tissue culture supernatant by affinity chromatography (protein A/G)
Conjugation:	HRP
Storage:	Store at -20°C as received.
Stability:	Stable for 12 months from date of receipt.
Predicted Protein Size:	66.0 kDa
Gene Name:	membrane palmitoylated protein 3
Database Link:	NP_001923 Entrez Gene 13384 Mouse Entrez Gene 114202 Rat Entrez Gene 4356 Human Q13368



[View online »](#)

Background:


This gene product is a member of a family of membrane-associated proteins termed MAGUKs (membrane-associated guanylate kinase homologs). MAGUKs interact with the cytoskeleton and regulate cell proliferation, signaling pathways, and intracellular junctions. This protein contains a conserved sequence, called the SH3 (src homology 3) motif, found in several other proteins that associate with the cytoskeleton and are suspected to play important roles in signal transduction. Alternatively spliced transcript variants have been identified. One transcript variant is experimentally supported, but it doesn't encode a protein. [provided by RefSeq]

Synonyms:

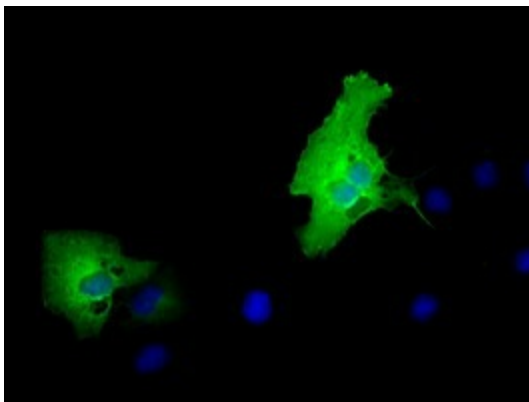
DLG3

Protein Families:

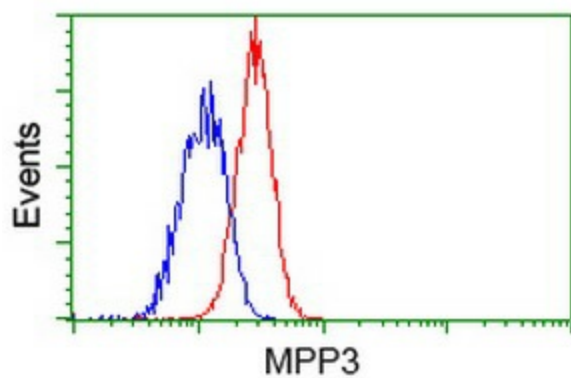
Druggable Genome

Product images:

HEK293T cells were transfected with the pCMV6-ENTRY control (Cat# [PS100001], Left lane) or pCMV6-ENTRY MPP3 (Cat# [RC208903], Right lane) cDNA for 48 hrs and lysed. Equivalent amounts of cell lysates (5 ug per lane) were separated by SDS-PAGE and immunoblotted with anti-MPP3 (Cat# [TA501303]). Positive lysates [LY419634] (100ug) and [LC419634] (20ug) can be purchased separately from OriGene.



Anti-MPP3 mouse monoclonal antibody ([TA501303]) immunofluorescent staining of COS7 cells transiently transfected by pCMV6-ENTRY MPP3 ([RC208903]).



Flow cytometric Analysis of Jurkat cells, using anti-MPP3 antibody ([TA501303]), (Red), compared to a nonspecific negative control antibody (TA50011), (Blue).