

Product datasheet for **TA501299M**

C9orf41 (CARNMT1) Mouse Monoclonal Antibody [Clone ID: OT1E8]

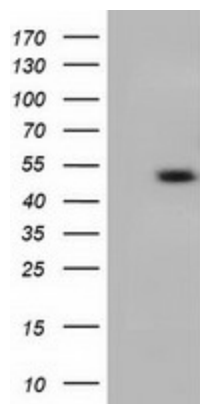
Product data:

Product Type:	Primary Antibodies
Clone Name:	OT1E8
Applications:	FC, IF, WB
Recommended Dilution:	WB 1:2000, IF 1:100, FLOW 1:100
Reactivity:	Human
Host:	Mouse
Isotype:	IgG1
Clonality:	Monoclonal
Immunogen:	Full length human recombinant protein of human C9orf41(NP_689663) produced in HEK293T cell.
Formulation:	PBS (pH 7.3) containing 1% BSA, 50% glycerol and 0.02% sodium azide.
Concentration:	0.89 mg/ml
Purification:	Purified from mouse ascites fluids or tissue culture supernatant by affinity chromatography (protein A/G)
Conjugation:	Unconjugated
Storage:	Store at -20°C as received.
Stability:	Stable for 12 months from date of receipt.
Predicted Protein Size:	47.0 kDa
Gene Name:	carnosine N-methyltransferase 1
Database Link:	NP_689633 Entrez Gene 138199 Human Q8N4J0
Synonyms:	C9orf41; UPF0586

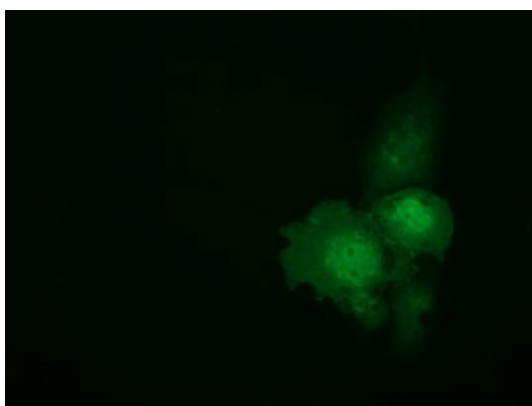


[View online »](#)

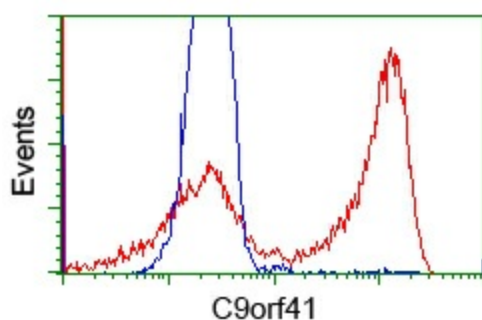
Product images:



HEK293T cells were transfected with the pCMV6-ENTRY control (Left lane) or pCMV6-ENTRY C9orf41 ([RC205116], Right lane) cDNA for 48 hrs and lysed. Equivalent amounts of cell lysates (5 ug per lane) were separated by SDS-PAGE and immunoblotted with anti-C9orf41. Positive lysates [LY403480] (100ug) and [LC403480] (20ug) can be purchased separately from OriGene.



Anti-C9orf41 mouse monoclonal antibody ([TA501299]) immunofluorescent staining of COS7 cells transiently transfected by pCMV6-ENTRY C9orf41 ([RC205116]).



HEK293T cells transfected with either [RC205116] overexpress plasmid (Red) or empty vector control plasmid (Blue) were immunostained by anti-C9orf41 antibody ([TA501299]), and then analyzed by flow cytometry.