

## Product datasheet for **TA501132**

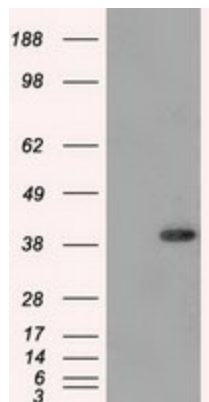
### **DNTTIP1 Mouse Monoclonal Antibody [Clone ID: OTI1F4]**

#### **Product data:**

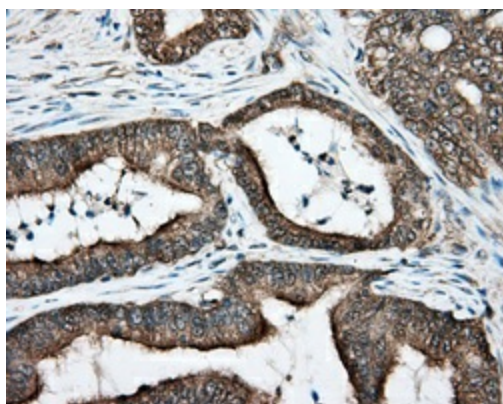
<b>Product Type:</b>	Primary Antibodies
<b>Clone Name:</b>	OTI1F4
<b>Applications:</b>	IF, IHC, WB
<b>Recommended Dilution:</b>	WB 1:2000, IHC 1:50, IF 1:100
<b>Reactivity:</b>	Human, Mouse, Rat
<b>Host:</b>	Mouse
<b>Isotype:</b>	IgG1
<b>Clonality:</b>	Monoclonal
<b>Immunogen:</b>	Full length human recombinant protein of human DNTTIP1 (NP_443183) produced in HEK293T cell.
<b>Formulation:</b>	PBS (pH 7.3) containing 1% BSA, 50% glycerol and 0.02% sodium azide.
<b>Concentration:</b>	1 mg/ml
<b>Purification:</b>	Purified from mouse ascites fluids or tissue culture supernatant by affinity chromatography (protein A/G)
<b>Conjugation:</b>	Unconjugated
<b>Storage:</b>	Store at -20°C as received.
<b>Stability:</b>	Stable for 12 months from date of receipt.
<b>Predicted Protein Size:</b>	36.8 kDa
<b>Gene Name:</b>	deoxynucleotidyltransferase terminal interacting protein 1
<b>Database Link:</b>	<a href="#">NP_443183</a> <a href="#">Entrez Gene 76233 Mouse</a> <a href="#">Entrez Gene 171437 Rat</a> <a href="#">Entrez Gene 116092 Human</a> <a href="#">Q9H147</a>
<b>Background:</b>	DNTTIP1 binds DNA and enhances the activity of terminal deoxynucleotidyltransferase (TDT, or DNTT; MIM 187410), a DNA polymerase that catalyzes the polymerization of DNA in the absence of a DNA template
<b>Synonyms:</b>	C20orf167; dj447F3.4; Tdif1



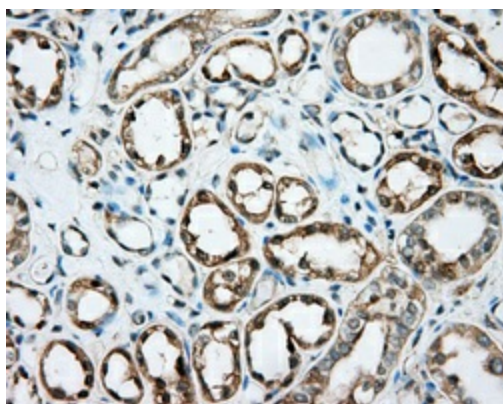
[View online »](#)

**Product images:**

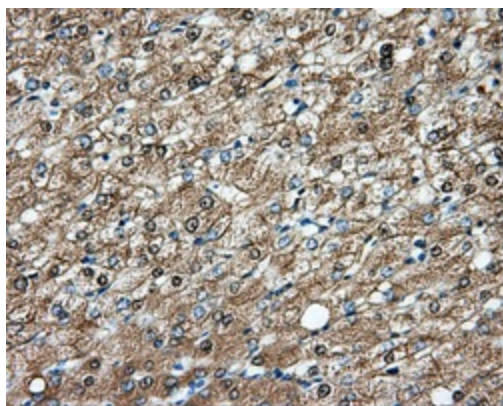
HEK293T cells were transfected with the pCMV6-ENTRY control (Cat# [PS100001], Left lane) or pCMV6-ENTRY DNTTIP1 (Cat# [RC206867], Right lane) cDNA for 48 hrs and lysed. Equivalent amounts of cell lysates (5 ug per lane) were separated by SDS-PAGE and immunoblotted with anti-DNTTIP1 (Cat# TA501132). Positive lysates [LY403275] (100ug) and [LC403275] (20ug) can be purchased separately from OriGene.



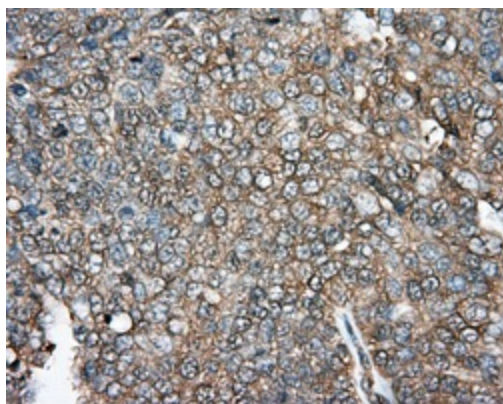
Immunohistochemical staining of paraffin-embedded Adenocarcinoma of colon tissue using anti-DNTTIP1 mouse monoclonal antibody. (Heat-induced epitope retrieval by 10mM citric buffer, pH6.0, 100°C for 10min, TA501132, Dilution 1:50)



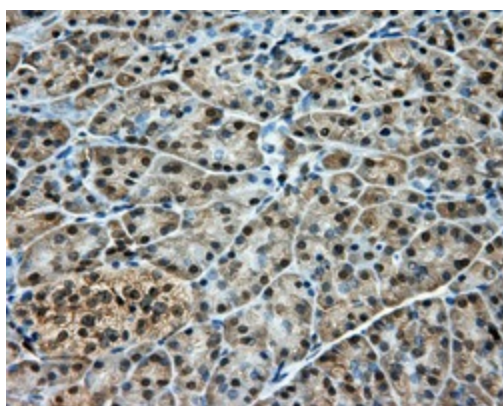
Immunohistochemical staining of paraffin-embedded Kidney tissue within the normal limits using anti-DNTTIP1 mouse monoclonal antibody. (Heat-induced epitope retrieval by 10mM citric buffer, pH6.0, 100°C for 10min, TA501132, Dilution 1:50)



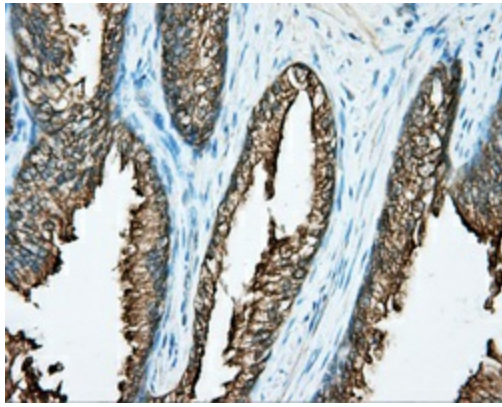
Immunohistochemical staining of paraffin-embedded liver tissue within the normal limits using anti-DNTTIP1 mouse monoclonal antibody. (Heat-induced epitope retrieval by 10mM citric buffer, pH6.0, 100°C for 10min, TA501132, Dilution 1:50)



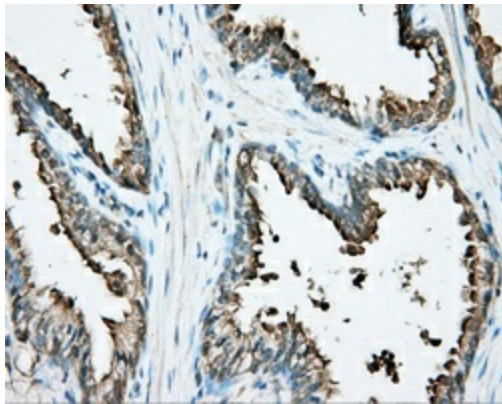
Immunohistochemical staining of paraffin-embedded Adenocarcinoma of ovary tissue using anti-DNTTIP1 mouse monoclonal antibody. (Heat-induced epitope retrieval by 10mM citric buffer, pH6.0, 100°C for 10min, TA501132, Dilution 1:50)



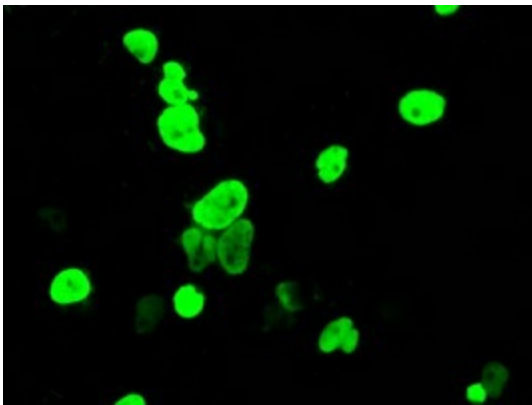
Immunohistochemical staining of paraffin-embedded pancreas tissue within the normal limits using anti-DNTTIP1 mouse monoclonal antibody. (Heat-induced epitope retrieval by 10mM citric buffer, pH6.0, 100°C for 10min, TA501132, Dilution 1:50)



Immunohistochemical staining of paraffin-embedded prostate tissue within the normal limits using anti-DNTTIP1 mouse monoclonal antibody. (Heat-induced epitope retrieval by 10mM citric buffer, pH6.0, 100°C for 10min, TA501132, Dilution 1:50)



Immunohistochemical staining of paraffin-embedded Carcinoma of prostate tissue using anti-DNTTIP1 mouse monoclonal antibody. (Heat-induced epitope retrieval by 10mM citric buffer, pH6.0, 100°C for 10min, TA501132, Dilution 1:50)



Anti-DNTTIP1 mouse monoclonal antibody (TA501132) immunofluorescent staining of COS7 cells transiently transfected by pCMV6-ENTRY DNTTIP1 (RC206867).