

Product datasheet for **TA501111BM**

NME4 Mouse Monoclonal Antibody (HRP conjugated) [Clone ID: OTI3B7]

Product data:

Product Type:	Primary Antibodies
Clone Name:	OTI3B7
Applications:	FC, IF, WB
Recommended Dilution:	WB 1:2000, IF 1:100, Flow 1:100
Reactivity:	Human
Host:	Mouse
Isotype:	IgG1
Clonality:	Monoclonal
Immunogen:	Full length human recombinant protein of human NME4 (NP_005000) produced in HEK293T cell.
Formulation:	PBS (pH 7.3) containing 1% BSA, 50% glycerol.
Concentration:	0.5 mg/ml
Purification:	Purified from mouse ascites fluids or tissue culture supernatant by affinity chromatography (protein A/G)
Conjugation:	HRP
Storage:	Store at -20°C as received.
Stability:	Stable for 12 months from date of receipt.
Predicted Protein Size:	20.6 kDa
Gene Name:	NME/NM23 nucleoside diphosphate kinase 4
Database Link:	NP_005000 Entrez Gene 4833 Human O00746
Background:	The nucleoside diphosphate (NDP) kinases (EC 2.7.4.6) are ubiquitous enzymes that catalyze transfer of gamma-phosphates, via a phosphohistidine intermediate, between nucleoside and dioxynucleoside tri- and diphosphates. The enzymes are products of the nm23 gene family, which includes NME4.
Synonyms:	NDPK-D; nm23-H4; NM23H4

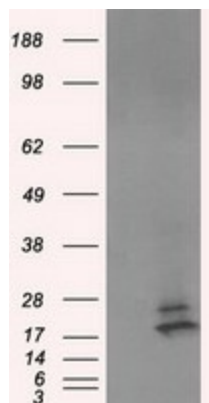


[View online »](#)

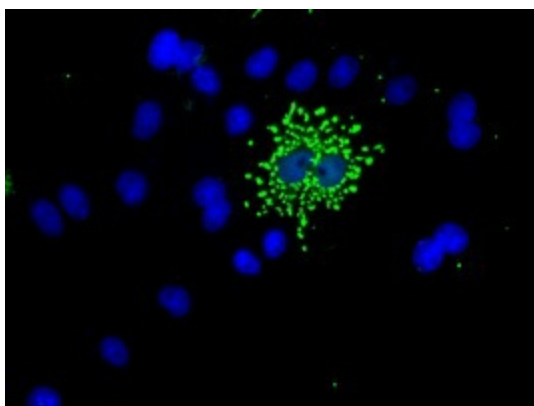
Protein Families: Druggable Genome

Protein Pathways: Metabolic pathways, Purine metabolism, Pyrimidine metabolism

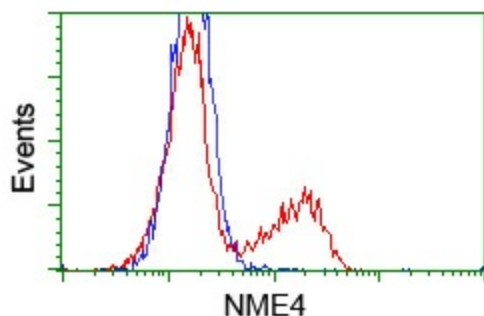
Product images:



HEK293T cells were transfected with the pCMV6-ENTRY control (Left lane) or pCMV6-ENTRY NME4 ([RC202603], Right lane) cDNA for 48 hrs and lysed. Equivalent amounts of cell lysates (5 ug per lane) were separated by SDS-PAGE and immunoblotted with anti-NME4. Positive lysates [LY401559] (100ug) and [LC401559] (20ug) can be purchased separately from OriGene.



Anti-NME4 mouse monoclonal antibody ([TA501111]) immunofluorescent staining of COS7 cells transiently transfected by pCMV6-ENTRY NME4 ([RC202603]).



HEK293T cells transfected with either pCMV6-ENTRY NME4 ([RC202603]) (Red) or empty vector control plasmid (Blue) were immunostained with anti-NME4 mouse monoclonal ([TA501111]), and then analyzed by flow cytometry.