

Product datasheet for **TA500945**

FAHD2A Mouse Monoclonal Antibody [Clone ID: OTI5A7]

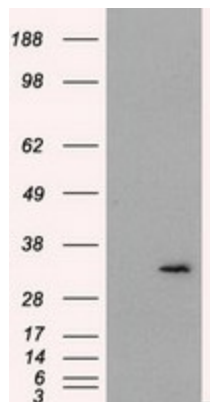
Product data:

Product Type:	Primary Antibodies
Clone Name:	OTI5A7
Applications:	FC, IF, WB
Recommended Dilution:	WB 1:2000, IF 1:100, Flow 1:100
Reactivity:	Human
Host:	Mouse
Isotype:	IgG2b
Clonality:	Monoclonal
Immunogen:	Full length human recombinant protein of human FAHD2A (NP_057128) produced in HEK293T cell.
Formulation:	PBS (pH 7.3) containing 1% BSA, 50% glycerol and 0.02% sodium azide.
Concentration:	0.94 mg/ml
Purification:	Purified from mouse ascites fluids or tissue culture supernatant by affinity chromatography (protein A/G)
Conjugation:	Unconjugated
Storage:	Store at -20°C as received.
Stability:	Stable for 12 months from date of receipt.
Predicted Protein Size:	34.6 kDa
Gene Name:	fumarylacetoacetate hydrolase domain containing 2A
Database Link:	NP_057128 Entrez Gene 51011 Human Q96GK7
Background:	May have hydrolase activity
Synonyms:	CGI-105

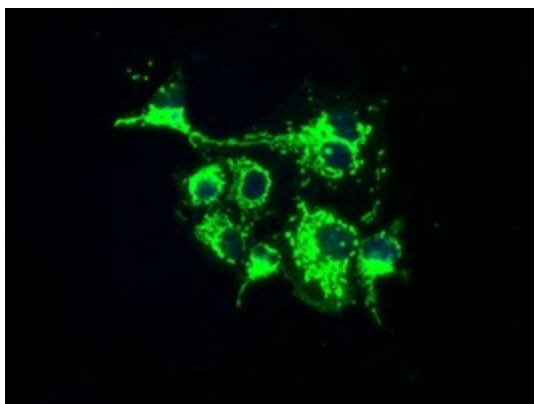


[View online »](#)

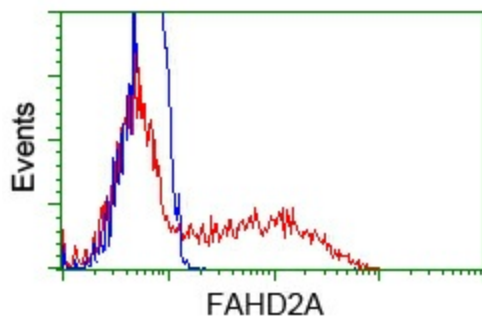
Product images:



HEK293T cells were transfected with the pCMV6-ENTRY control (Left lane) or pCMV6-ENTRY FAHD2A ([RC211128], Right lane) cDNA for 48 hrs and lysed. Equivalent amounts of cell lysates (5 ug per lane) were separated by SDS-PAGE and immunoblotted with anti-FAHD2A. Positive lysates [LY402492] (100ug) and [LC402492] (20ug) can be purchased separately from OriGene.



Anti-FAHD2A mouse monoclonal antibody (TA500945) immunofluorescent staining of COS7 cells transiently transfected by pCMV6-ENTRY FAHD2A ([RC211128]).



HEK293T cells transfected with either pCMV6-ENTRY FAHD2A ([RC211128]) (Red) or empty vector control plasmid (Blue) were immunostained with anti-FAHD2A mouse monoclonal (TA500945), and then analyzed by flow cytometry.