

Product datasheet for **TA500911M**

ERMAP Mouse Monoclonal Antibody [Clone ID: OTIC8]

Product data:

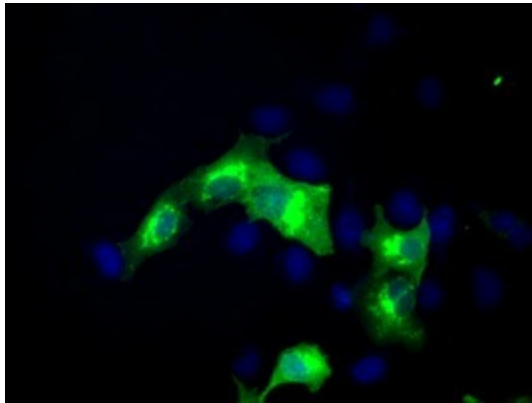
Product Type:	Primary Antibodies
Clone Name:	OTIC8
Applications:	FC, IF
Recommended Dilution:	IF: 1:100, Flow: 1:50-1:100
Reactivity:	Human
Host:	Mouse
Isotype:	IgG1
Clonality:	Monoclonal
Immunogen:	Full length human recombinant protein of human ERMAP (NP_061008) produced in HEK293T cell.
Formulation:	PBS (pH 7.3) containing 1% BSA, 50% glycerol and 0.02% sodium azide.
Concentration:	0.62 mg/ml
Purification:	Purified from mouse ascites fluids or tissue culture supernatant by affinity chromatography (protein A/G)
Conjugation:	Unconjugated
Storage:	Store at -20°C as received.
Stability:	Stable for 12 months from date of receipt.
Predicted Protein Size:	52.6 kDa
Gene Name:	erythroblast membrane associated protein (Scianna blood group)
Database Link:	NP_001017922 Entrez Gene 114625 Human Q96PL5
Background:	The protein encoded by this gene is a cell surface transmembrane protein that may act as an erythroid cell receptor, possibly as a mediator of cell adhesion. Polymorphisms in this gene are responsible for the Scianna/Radin blood group system. Two transcript variants encoding the same protein have been found for this gene.
Synonyms:	BTN5; PRO2801; RD; SC



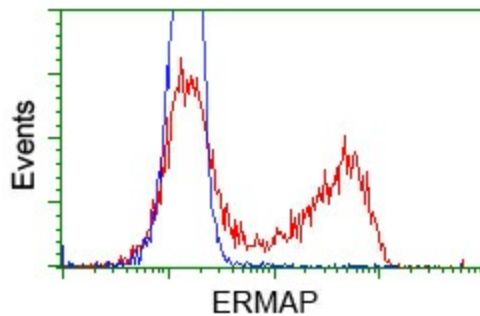
[View online »](#)

Protein Families: Druggable Genome, Transmembrane

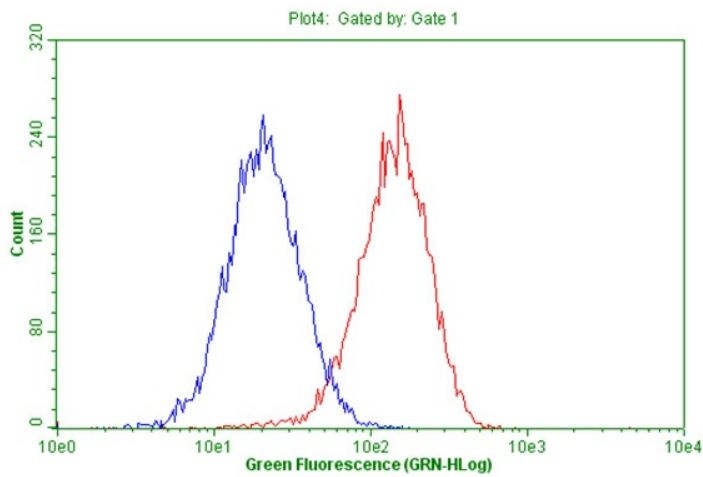
Product images:



Anti-ERMAP mouse monoclonal antibody ([TA500911]) immunofluorescent staining of COS7 cells transiently transfected by pCMV6-ENTRY ERMAP ([RC215022]).



HEK293T cells transfected with either pCMV6-ENTRY ERMAP ([RC215022]) (Red) or empty vector control plasmid (Blue) were immunostained with anti-ERMAP mouse monoclonal ([TA500911]), and then analyzed by flow cytometry.



Flow cytometric Analysis of living K562 cells, using anti-ERMAP antibody ([TA500911]), (Red), compared to a nonspecific negative control antibody, (Blue).