

Product datasheet for **TA500902BM**

Pleckstrin (PLEK) Mouse Monoclonal Antibody (HRP conjugated) [Clone ID: OTI6E7]

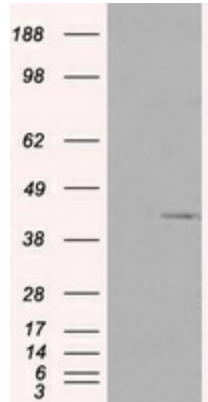
Product data:

Product Type:	Primary Antibodies
Clone Name:	OTI6E7
Applications:	FC, IF, WB
Recommended Dilution:	WB 1:1000, IF 1:100, Flow 1:100
Reactivity:	Human, Mouse, Rat
Host:	Mouse
Isotype:	IgG1
Clonality:	Monoclonal
Immunogen:	Full length human recombinant protein of human PLEK (NP_002655) produced in HEK293T cell.
Formulation:	PBS (pH 7.3) containing 1% BSA, 50% glycerol.
Concentration:	0.5 mg/ml
Purification:	Purified from mouse ascites fluids or tissue culture supernatant by affinity chromatography (protein A/G)
Conjugation:	HRP
Storage:	Store at -20°C as received.
Stability:	Stable for 12 months from date of receipt.
Predicted Protein Size:	40.1 kDa
Gene Name:	pleckstrin
Database Link:	NP_002655 Entrez Gene 56193 Mouse Entrez Gene 364206 Rat Entrez Gene 5341 Human P08567
Background:	Major protein kinase C substrate of platelets, its exact function is not known
Synonyms:	P47
Protein Families:	Druggable Genome

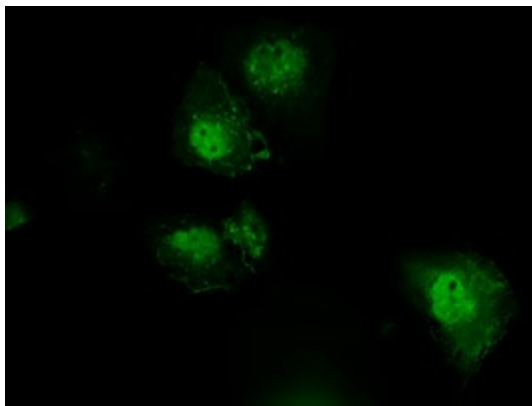


[View online »](#)

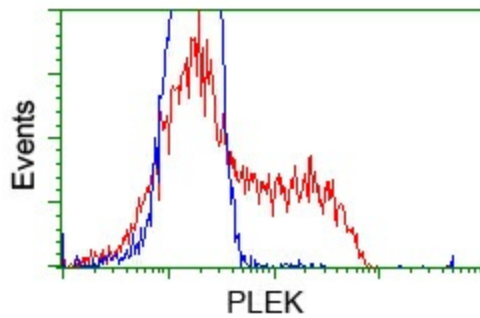
Product images:



HEK293T cells were transfected with the pCMV6-ENTRY control (Cat# [PS100001], Left lane) or pCMV6-ENTRY PLEK (Cat# [RC203780], Right lane) cDNA for 48 hrs and lysed. Equivalent amounts of cell lysates (5 ug per lane) were separated by SDS-PAGE and immunoblotted with anti-PLEK (Cat# [TA500902]). Positive lysates [LY419171] (100ug) and [LC419171] (20ug) can be purchased separately from OriGene.



Anti-PLEK mouse monoclonal antibody ([TA500902]) immunofluorescent staining of COS7 cells transiently transfected by pCMV6-ENTRY PLEK ([RC203780]).



HEK293T cells transfected with either pCMV6-ENTRY PLEK ([RC203780]) (Red) or empty vector control plasmid (Blue) were immunostained with anti-PLEK mouse monoclonal ([TA500902]), and then analyzed by flow cytometry.