

## Product datasheet for **TA500899BM**

### Pleckstrin (PLEK) Mouse Monoclonal Antibody (HRP conjugated) [Clone ID: OTI4F10]

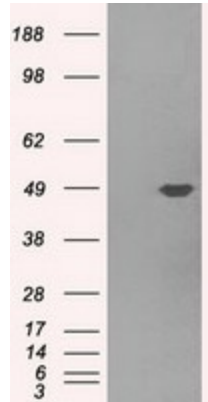
#### Product data:

Product Type:	Primary Antibodies
Clone Name:	OTI4F10
Applications:	FC, WB
Recommended Dilution:	WB 1:2000, Flow 1:100
Reactivity:	Human, Mouse, Rat
Host:	Mouse
Isotype:	IgG2a
Clonality:	Monoclonal
Immunogen:	Full length human recombinant protein of human PLEK (NP_002655) produced in HEK293T cell.
Formulation:	PBS (pH 7.3) containing 1% BSA, 50% glycerol.
Concentration:	0.5 mg/ml
Purification:	Purified from mouse ascites fluids or tissue culture supernatant by affinity chromatography (protein A/G)
Conjugation:	HRP
Storage:	Store at -20°C as received.
Stability:	Stable for 12 months from date of receipt.
Predicted Protein Size:	40.1 kDa
Gene Name:	pleckstrin
Database Link:	<a href="#">NP_002655</a> <a href="#">Entrez Gene 56193 Mouse</a> <a href="#">Entrez Gene 364206 Rat</a> <a href="#">Entrez Gene 5341 Human</a> <a href="#">P08567</a>
Background:	Major protein kinase C substrate of platelets, its exact function is not known
Synonyms:	P47
Protein Families:	Druggable Genome

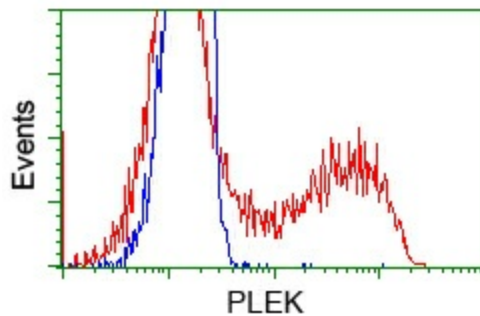


[View online »](#)

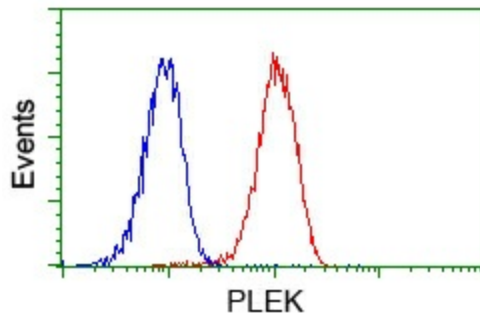
**Product images:**



HEK293T cells were transfected with the pCMV6-ENTRY control (Left lane) or pCMV6-ENTRY PLEK ([RC203780], Right lane) cDNA for 48 hrs and lysed. Equivalent amounts of cell lysates (5 ug per lane) were separated by SDS-PAGE and immunoblotted with anti-PLEK. Positive lysates [LY419171] (100ug) and [LC419171] (20ug) can be purchased separately from OriGene.



HEK293T cells transfected with either pCMV6-ENTRY PLEK ([RC203780]) (Red) or empty vector control plasmid (Blue) were immunostained with anti-PLEK mouse monoclonal ([TA500899]), and then analyzed by flow cytometry.



Flow cytometric analysis of Jurkat cells, using anti-PLEK antibody ([TA500899]), (Red) compared to a nonspecific negative control antibody (TA50011) (Blue).