

Product datasheet for **TA500798M**

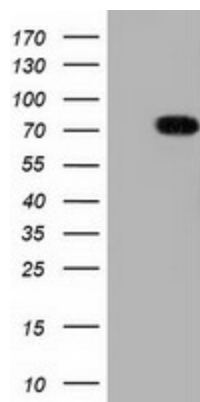
TTLL12 Mouse Monoclonal Antibody [Clone ID: OTI1D3]

Product data:

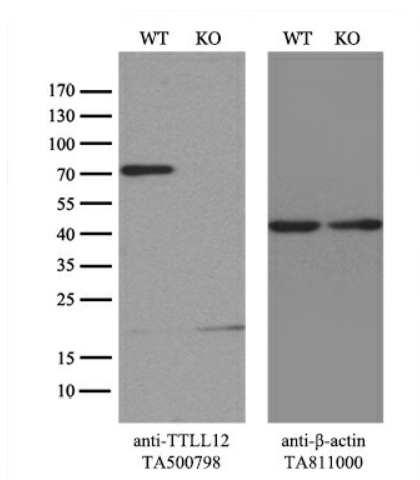
Product Type:	Primary Antibodies
Clone Name:	OTI1D3
Applications:	FC, WB
Recommended Dilution:	WB 1:2000, FLOW 1:100
Reactivity:	Human, Mouse, Rat
Host:	Mouse
Isotype:	IgG1
Clonality:	Monoclonal
Immunogen:	Full length human recombinant protein of human TTLL12 (NP_055955) produced in HEK293T cell.
Formulation:	PBS (pH 7.3) containing 1% BSA, 50% glycerol and 0.02% sodium azide.
Concentration:	0.5 mg/ml
Purification:	Purified from mouse ascites fluids or tissue culture supernatant by affinity chromatography (protein A/G)
Conjugation:	Unconjugated
Storage:	Store at -20°C as received.
Stability:	Stable for 12 months from date of receipt.
Predicted Protein Size:	74.2 kDa
Gene Name:	tubulin tyrosine ligase like 12
Database Link:	NP_055955 Entrez Gene 300105 Rat Entrez Gene 23170 Human Q14166
Synonyms:	dj526l14.2


[View online »](#)

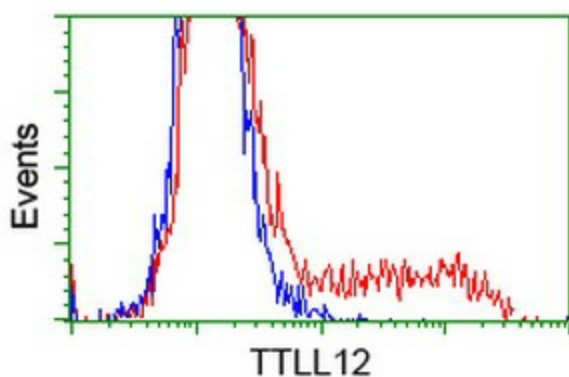
Product images:



HEK293T cells were transfected with the pCMV6-ENTRY control (Left lane) or pCMV6-ENTRY TTLL12 [RC200841], Right lane) cDNA for 48 hrs and lysed. Equivalent amounts of cell lysates (5 ug per lane) were separated by SDS-PAGE and immunoblotted with anti-TTLL12. Positive lysates [LY402417] (100ug) and [LC402417] (20ug) can be purchased separately from OriGene.



Equivalent amounts of cell lysates (10 ug per lane) of wild-type 293T cells (WT, Cat# LC810293T) and TTLL12-Knockout 293T cells (KO, Cat# [LC811864]) were separated by SDS-PAGE and immunoblotted with anti-TTLL12 monoclonal antibody [TA500798], (1:500). Then the blotted membrane was stripped and reprobed with anti-β-actin antibody ([TA811000]) as a loading control.



HEK293T cells transfected with either [RC200841] overexpress plasmid (Red) or empty vector control plasmid (Blue) were immunostained by anti-TTLL12 antibody ([TA500798]), and then analyzed by flow cytometry.