

Product datasheet for **TA500785**

Sorbitol Dehydrogenase (SORD) Mouse Monoclonal Antibody [Clone ID: OTI9G9]

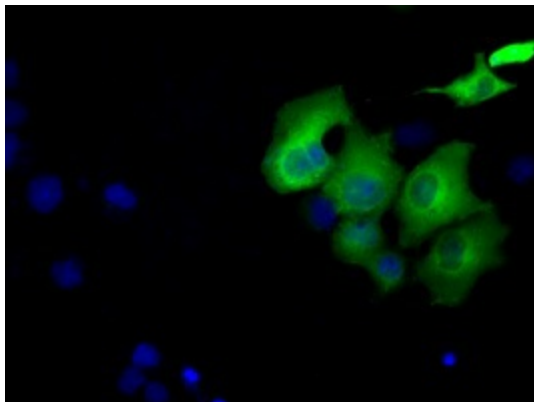
Product data:

Product Type:	Primary Antibodies
Clone Name:	OTI9G9
Applications:	FC, IF
Recommended Dilution:	IF 1:100, Flow 1:100
Reactivity:	Human
Host:	Mouse
Isotype:	IgG1
Clonality:	Monoclonal
Immunogen:	Full length human recombinant protein of human SORD (NP_003095) produced in HEK293T cell.
Formulation:	PBS (pH 7.3) containing 1% BSA, 50% glycerol and 0.02% sodium azide.
Concentration:	1 mg/ml
Purification:	Purified from mouse ascites fluids or tissue culture supernatant by affinity chromatography (protein A/G)
Storage:	Store at -20°C as received.
Stability:	Stable for 12 months from date of receipt.
Predicted Protein Size:	38.3 kDa
Gene Name:	sorbitol dehydrogenase
Database Link:	NP_003095 Entrez Gene 6652 Human
Synonyms:	HEL-S-95n; SORD1
Protein Families:	Druggable Genome
Protein Pathways:	Fructose and mannose metabolism, Metabolic pathways

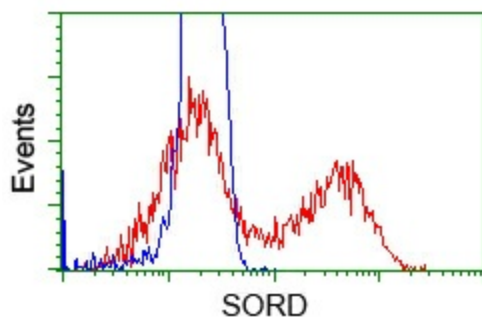


[View online »](#)

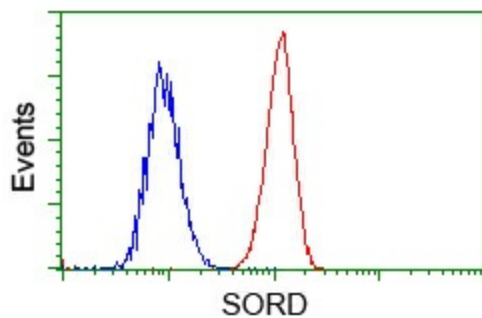
Product images:



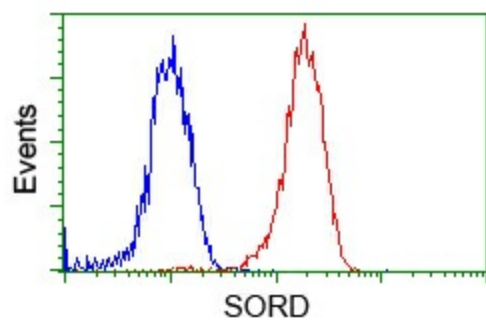
Anti-SORD mouse monoclonal antibody (TA500785) immunofluorescent staining of COS7 cells transiently transfected by pCMV6-ENTRY SORD ([RC200415]).



HEK293T cells transfected with either pCMV6-ENTRY SORD ([RC200415]) (Red) or empty vector control plasmid (Blue) were immunostained with anti-SORD mouse monoclonal (TA500785), and then analyzed by flow cytometry.



Flow cytometric analysis of HeLa cells, using anti-SORD antibody (TA500785), (Red) compared to a nonspecific negative control antibody ([TA50011]) (Blue).



Flow cytometric analysis of Jurkat cells, using anti-SORD antibody (TA500785), (Red) compared to a nonspecific negative control antibody ([TA50011]) (Blue).