

Product datasheet for **TA500711AM**

IBRDC2 (RNF144B) Mouse Monoclonal Antibody (Biotin conjugated) [Clone ID: OTI1G5]

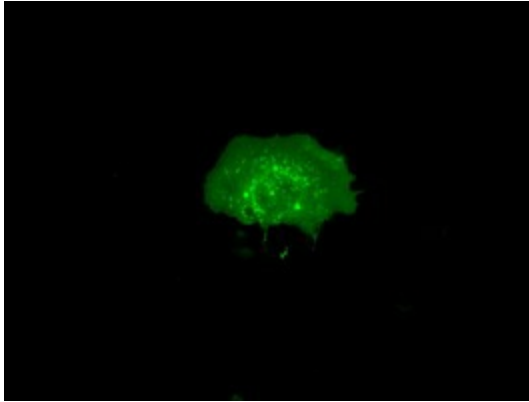
Product data:

Product Type:	Primary Antibodies
Clone Name:	OTI1G5
Applications:	FC, IF
Recommended Dilution:	IF 1:50~100, FLOW 1:100
Reactivity:	Human, Mouse, Rat
Host:	Mouse
Isotype:	IgG1
Clonality:	Monoclonal
Immunogen:	Human recombinant protein fragment corresponding to amino acids 1-256 of human RNF144B (NP_877434) produced in E. coli.
Formulation:	PBS (pH 7.3) containing 1% BSA, 50% glycerol and 0.02% sodium azide.
Concentration:	0.5 mg/ml
Purification:	Purified from mouse ascites fluids or tissue culture supernatant by affinity chromatography (protein A/G)
Conjugation:	Biotin
Storage:	Store at -20°C as received.
Stability:	Stable for 12 months from date of receipt.
Predicted Protein Size:	33.5 kDa
Gene Name:	ring finger protein 144B
Database Link:	NP_877434 Entrez Gene 218215 Mouse Entrez Gene 255488 Human Q7Z419
Synonyms:	bA528A10.3; IBRDC2; p53RFP; PIR2
Protein Families:	Transmembrane

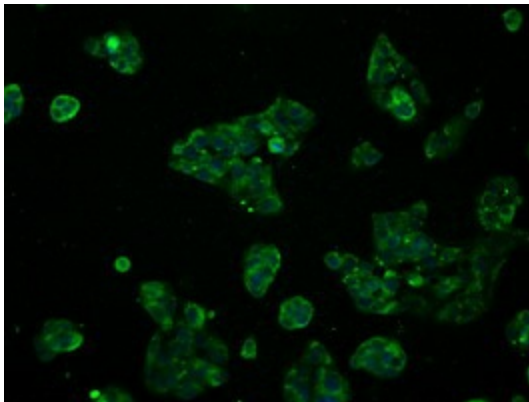


[View online »](#)

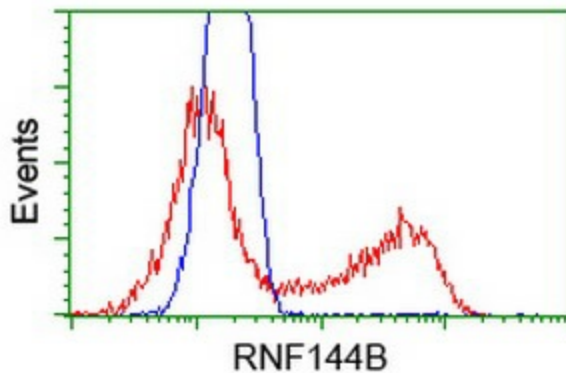
Product images:



Anti-RNF144B mouse monoclonal antibody ([TA500711]) immunofluorescent staining of COS7 cells transiently transfected by pCMV6-ENTRY RNF144B ([RC209302]).



Immunofluorescent staining of HeLa cells using anti-RNF144B mouse monoclonal antibody ([TA500711]).



HEK293T cells transfected with either [RC209302] overexpress plasmid (Red) or empty vector control plasmid (Blue) were immunostained by anti-RNF144B antibody ([TA500711]), and then analyzed by flow cytometry.