

## Product datasheet for **TA500705**

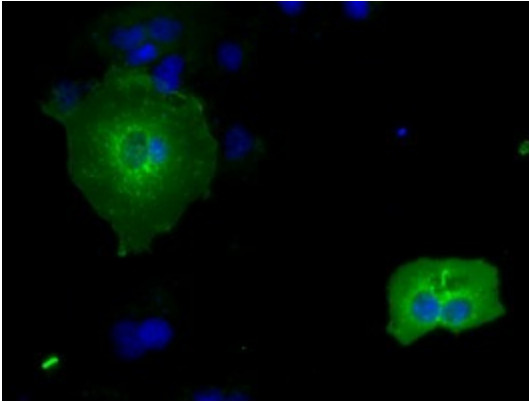
### **IBRDC2 (RNF144B) Mouse Monoclonal Antibody [Clone ID: OTI6B5]**

#### **Product data:**

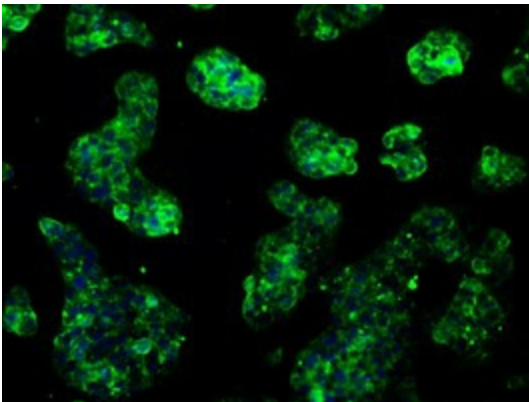
<b>Product Type:</b>	Primary Antibodies
<b>Clone Name:</b>	OTI6B5
<b>Applications:</b>	FC, IF
<b>Recommended Dilution:</b>	IF 1:50~100, FLOW 1:100
<b>Reactivity:</b>	Human, Mouse, Rat
<b>Host:</b>	Mouse
<b>Isotype:</b>	IgG1
<b>Clonality:</b>	Monoclonal
<b>Immunogen:</b>	Human recombinant protein fragment corresponding to amino acids 1-256 of human RNF144B (NP_877434) produced in E. coli.
<b>Formulation:</b>	PBS (pH 7.3) containing 1% BSA, 50% glycerol and 0.02% sodium azide.
<b>Concentration:</b>	0.52 mg/ml
<b>Purification:</b>	Purified from mouse ascites fluids or tissue culture supernatant by affinity chromatography (protein A/G)
<b>Conjugation:</b>	Unconjugated
<b>Storage:</b>	Store at -20°C as received.
<b>Stability:</b>	Stable for 12 months from date of receipt.
<b>Predicted Protein Size:</b>	33.5 kDa
<b>Gene Name:</b>	ring finger protein 144B
<b>Database Link:</b>	<a href="#">NP_877434</a> <a href="#">Entrez Gene 218215 Mouse</a> <a href="#">Entrez Gene 255488 Human</a> <a href="#">Q7Z419</a>
<b>Synonyms:</b>	bA528A10.3; IBRDC2; p53RFP; PIR2
<b>Protein Families:</b>	Transmembrane



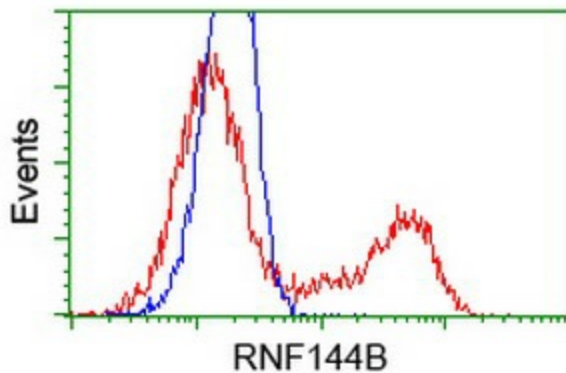
[View online »](#)

**Product images:**

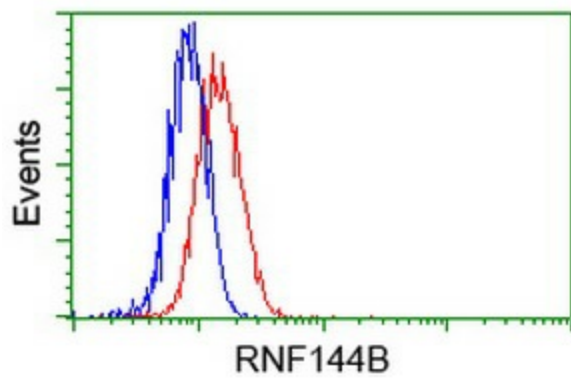
Anti-RNF144B mouse monoclonal antibody (TA500705) immunofluorescent staining of COS7 cells transiently transfected by pCMV6-ENTRY RNF144B ([RC209302]).



Immunofluorescent staining of HeLa cells using anti-RNF144B mouse monoclonal antibody (TA500705).



HEK293T cells transfected with either [RC209302] overexpress plasmid (Red) or empty vector control plasmid (Blue) were immunostained by anti-RNF144B antibody (TA500705), and then analyzed by flow cytometry.



Flow cytometric Analysis of HeLa cells, using anti-RNF144B antibody (TA500705), (Red), compared to a nonspecific negative control antibody, (Blue).