

## Product datasheet for **TA500386BM**

### TrkB (NTRK2) Mouse Monoclonal Antibody (HRP conjugated) [Clone ID: OTI2E1]

#### Product data:

Product Type:	Primary Antibodies
Clone Name:	OTI2E1
Applications:	IF, IHC, WB
Recommended Dilution:	WB 1:1000, IHC 1:150, IF 1:100
Reactivity:	Human, Mouse, Rat
Host:	Mouse
Isotype:	IgG1
Clonality:	Monoclonal
Immunogen:	Full length human recombinant protein of human NTRK2 (NP_001007098) produced in HEK293T cell
Formulation:	PBS (pH 7.3) containing 1% BSA, 50% glycerol.
Concentration:	0.5 mg/ml
Purification:	Purified from mouse ascites fluids or tissue culture supernatant by affinity chromatography (protein A/G)
Conjugation:	HRP
Storage:	Store at -20°C as received.
Stability:	Stable for 12 months from date of receipt.
Predicted Protein Size:	92 kDa
Gene Name:	neurotrophic receptor tyrosine kinase 2
Database Link:	<a href="#">NP_001007098</a> <a href="#">Entrez Gene 18212 Mouse</a> <a href="#">Entrez Gene 25054 Rat</a> <a href="#">Entrez Gene 4915 Human</a> <a href="#">Q16620</a>
Background:	This gene encodes a member of the neurotrophic tyrosine receptor kinase (NTRK) family. This kinase is a membrane-bound receptor that, upon neurotrophin binding, phosphorylates itself and members of the MAPK pathway. Signalling through this kinase leads to cell differentiation. Mutations in this gene have been associated with obesity and mood disorders. Alternate transcriptional splice variants encoding different isoforms have been found for this gene




[View online »](#)

**Synonyms:** GP145-TrkB; trk-B; TRKB

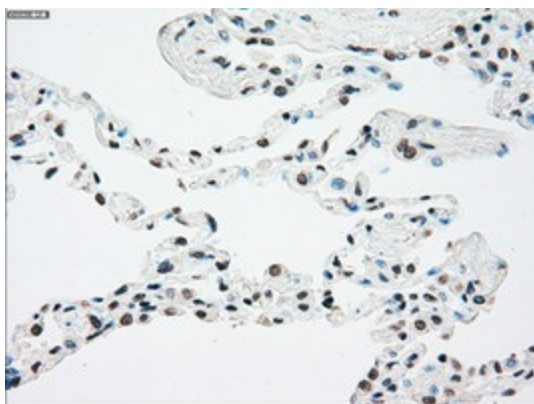
**Protein Families:** Druggable Genome, Protein Kinase, Transmembrane

**Protein Pathways:** MAPK signaling pathway, Neurotrophin signaling pathway

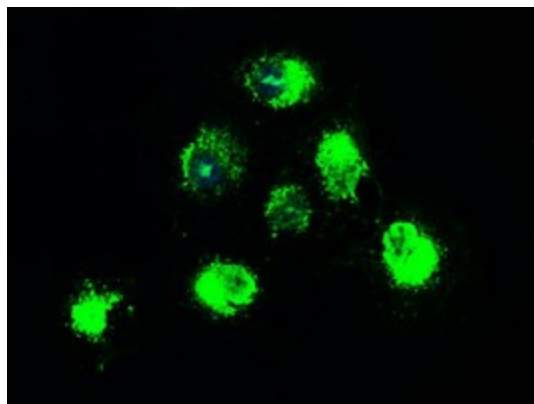
**Product images:**



HEK293T cells were transfected with the pCMV6-ENTRY control (Cat# [PS100001], Left lane) or pCMV6-ENTRY NTRK2 (Cat# [RC205129], Right lane) cDNA for 48 hrs and lysed. Equivalent amounts of cell lysates (5 ug per lane) were separated by SDS-PAGE and immunoblotted with anti-NTRK2(Cat# [TA500386]). Positive lysates [LY400391] (100ug) and [LC400391] (20ug) can be purchased separately from OriGene.



Immunohistochemical staining of paraffin-embedded Human lung tissue within the normal limits using anti-NTRK2 mouse monoclonal antibody. (Heat-induced epitope retrieval by 10mM citric buffer, pH6.0, 100°C for 10min, [TA500386])



Anti-NTRK2 mouse monoclonal antibody ([TA500386]) immunofluorescent staining of COS7 cells transiently transfected by pCMV6-ENTRY NTRK2 ([RC205129]).