

Product datasheet for **TA500253**

GATA4 Mouse Monoclonal Antibody [Clone ID: OTI1H8]

Product data:

Product Type:	Primary Antibodies
Clone Name:	OTI1H8
Applications:	IF, WB
Recommended Dilution:	WB 1:1000
Reactivity:	Human, Mouse, Rat
Host:	Mouse
Isotype:	IgG2b
Clonality:	Monoclonal
Immunogen:	Recombinant fragment expressed in E.coli corresponding to amino acids 296-442of human GATA4
Formulation:	PBS (pH 7.3) containing 1% BSA, 50% glycerol and 0.02% sodium azide.
Concentration:	1.1 mg/ml
Purification:	Purified from mouse ascites fluids or tissue culture supernatant by affinity chromatography (protein A/G)
Conjugation:	Unconjugated
Storage:	Store at -20°C as received.
Stability:	Stable for 12 months from date of receipt.
Predicted Protein Size:	44.4 kDa
Gene Name:	GATA binding protein 4
Database Link:	NP_002043 Entrez Gene 14463 Mouse Entrez Gene 54254 Rat Entrez Gene 2626 Human P43694
Background:	GATA4 encodes a member of the GATA family of zinc-finger transcription factors. Members of this family recognize the GATA motif which is present in the promoters of many genes. This protein is thought to regulate genes involved in embryogenesis and in myocardial differentiation and function. Mutations in this gene have been associated with cardiac septal defects

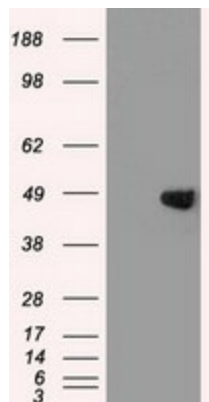


[View online »](#)

Synonyms: ASD2; TACHD; TOF; VSD1

Protein Families: Embryonic stem cells, ES Cell Differentiation/IPS, Induced pluripotent stem cells, Transcription Factors

Product images:



HEK293T cells were transfected with the pCMV6-ENTRY control (Left lane) or pCMV6-ENTRY GATA4 ([RC210945], Right lane) cDNA for 48 hrs and lysed. Equivalent amounts of cell lysates (5 ug per lane) were separated by SDS-PAGE and immunoblotted with anti-GATA4. Positive lysates [LY419558] (100ug) and [LC419558] (20ug) can be purchased separately from OriGene.

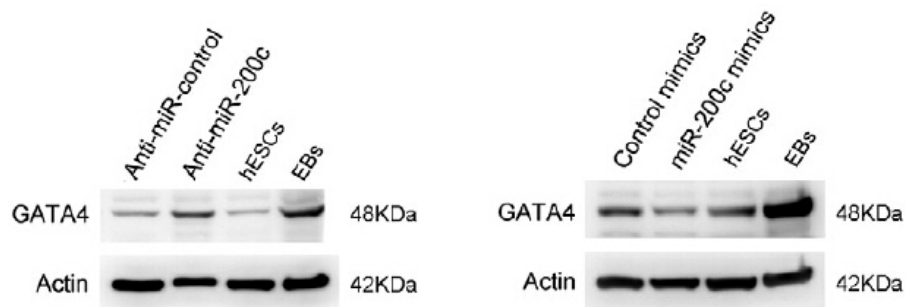
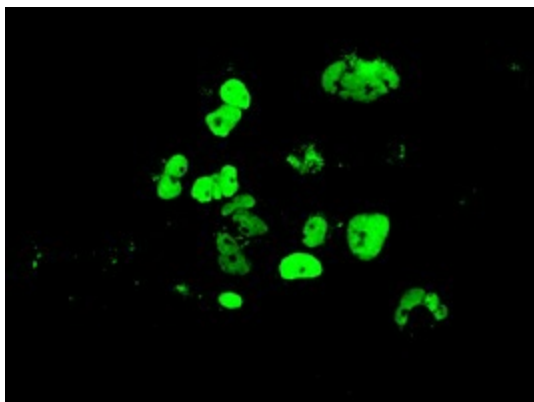


Figure from citation: Western Blot of GATA4 protein level by using anti-GATA4 antibody in hESCs. [View Citation](#)



Anti-GATA4 mouse monoclonal antibody (TA500253) immunofluorescent staining of COS7 cells transiently transfected by pCMV6-ENTRY GATA4 ([RC210945]).