

Product datasheet for **TA500046M**

SOX17 Mouse Monoclonal Antibody [Clone ID: OTI3H5]

Product data:

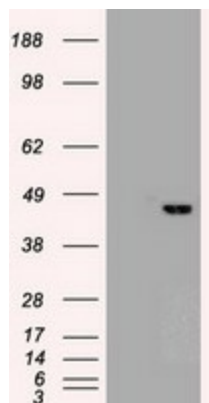
Product Type:	Primary Antibodies
Clone Name:	OTI3H5
Applications:	IF, WB
Recommended Dilution:	WB 1:2500~5000, IF 1:100
Reactivity:	Human, Dog, Mouse, Rat
Host:	Mouse
Isotype:	IgG2a
Clonality:	Monoclonal
Immunogen:	Human recombinant protein fragment corresponding to amino acids 177-414 of human SOX17 (NP_071899) produced in E.coli.
Formulation:	PBS (pH 7.3) containing 1% BSA, 50% glycerol and 0.02% sodium azide.
Concentration:	0.5 mg/ml
Purification:	Purified from mouse ascites fluids or tissue culture supernatant by affinity chromatography (protein A/G)
Conjugation:	Unconjugated
Storage:	Store at -20°C as received.
Stability:	Stable for 12 months from date of receipt.
Predicted Protein Size:	43.9 kDa
Gene Name:	SRY-box transcription factor 17
Database Link:	NP_071899 Entrez Gene 20671 Mouse Entrez Gene 312936 Rat Entrez Gene 486955 Dog Entrez Gene 64321 Human Q9H6I2
Background:	SOX17 is a member of the SOX (SRY-related HMG-box) family of transcription factors involved in the regulation of embryonic development and in the determination of the cell fate. It may act as a transcriptional regulator after forming a protein complex with other proteins.
Synonyms:	VUR3


[View online »](#)

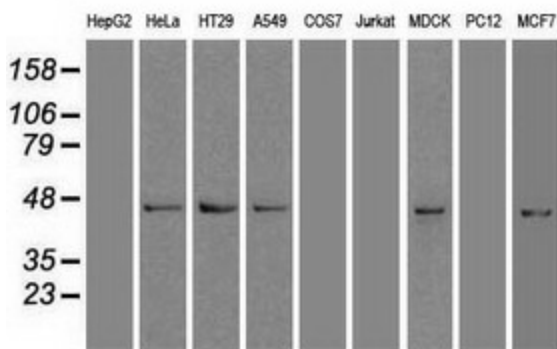
Protein Families: Transcription Factors

Protein Pathways: Wnt signaling pathway

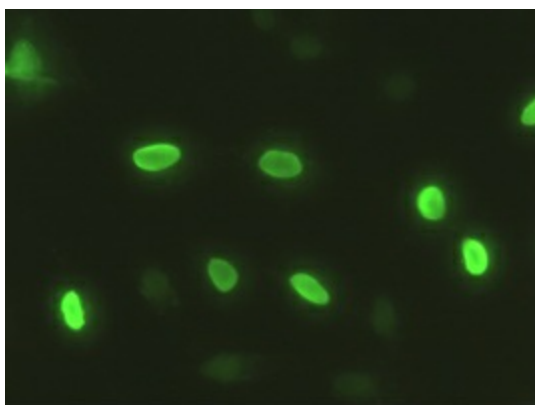
Product images:



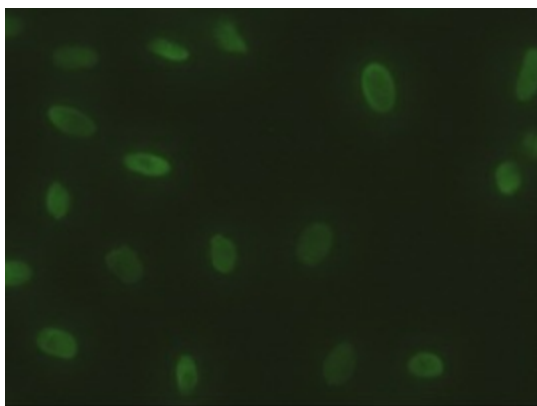
HEK293T cells were transfected with the pCMV6-ENTRY control (Left lane) or pCMV6-ENTRY SOX17 ([RC220888], Right lane) cDNA for 48 hrs and lysed. Equivalent amounts of cell lysates (5 ug per lane) were separated by SDS-PAGE and immunoblotted with anti-SOX17. Positive lysates [LY411669] (100ug) and [LC411669] (20ug) can be purchased separately from OriGene.



Western blot analysis of extracts (35ug) from 9 different cell lines by using anti-SOX17 monoclonal antibody.



Anti-SOX17 mouse monoclonal antibody ([TA500046]) immunofluorescent staining of COS7 cells transiently transfected by pCMV6-ENTRY SOX17 ([RC220888]).



Immunofluorescent staining of HeLa cells using anti-SOX17 mouse monoclonal antibody ([TA500046]).