

Product datasheet for **TA421231AM**

Anti-AXL (enapotamab biosimilar) mAb, Biotinylated

Product data:

Product Type:	Primary Antibodies
Applications:	ELISA, FC
Recommended Dilution:	ELISA 1:5000–10000 Flow Cyt 1:100
Reactivity:	Human
Host:	Human
Isotype:	IgG1, kappa
Clonality:	Monoclonal
Formulation:	50% Glycerol; PBS, pH 7.4; 0.1% BSA Preservative: 0.1% Procline 300
Reconstitution Method:	Lyophilized from sterile PBS, pH 7.4. Normally 5 % – 8% trehalose is added as protectants before lyophilization. Please see Certificate of Analysis for specific instructions of reconstitution.
Concentration:	Lot specific
Conjugation:	Unconjugated
Storage:	Store at –20°C to –80°C for 12 months in lyophilized form. After reconstitution, if not intended for use within a month, aliquot and store at –80°C (Avoid repeated freezing and thawing). Lyophilized proteins are shipped at ambient temperature.
Stability:	12 months from date of despatch
Database Link:	P30530
Background:	Research grade biosimilar. Not for use in therapeutic or diagnostic procedures for humans or animals.
Synonyms:	AXL; UFO
Note:	Common Name: HuMax-AXL-ADC



View online »

Product images:

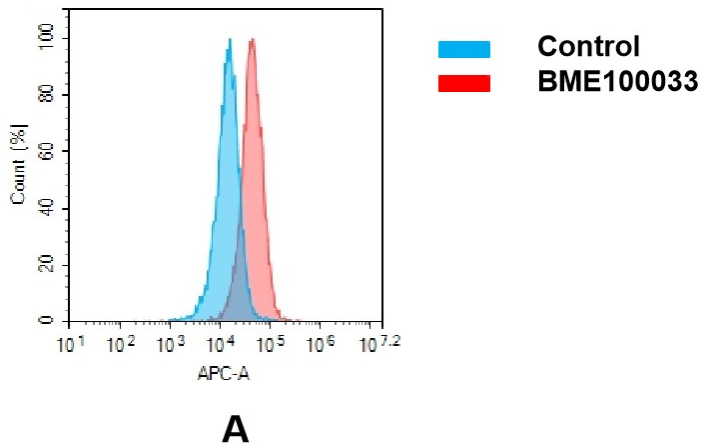


Figure 2. Flow cytometry analysis with 1 µg/mL Anti-AXL(enapotamab biosimilar) mAb ([TA421231]) on HEK293 cells transfected with Human AXL protein (Blue histogram) or HEK293 transfected with irrelevant protein (Red histogram).

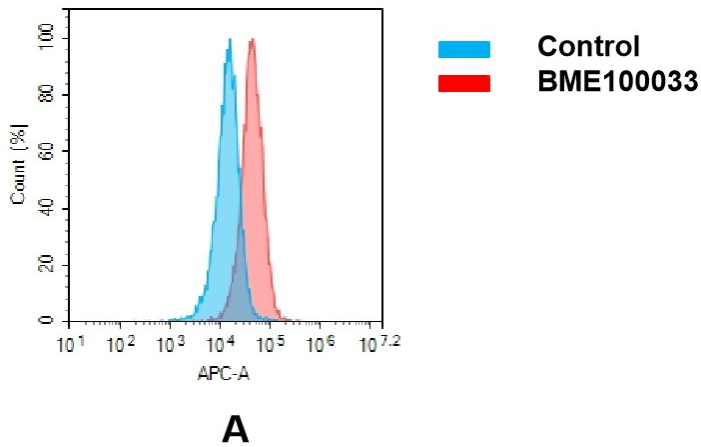


Figure 3. Flow cytometry analysis of antigen binding of anti-human AXL mAb([TA421231]). (A) A clear peak shift of [TA421231] was seen compared to the control when incubated with AXL-expressing HeLa cells, indicating strong binding of [TA421231] to AXL. Antibodies were incubated at 2 µg/mL.

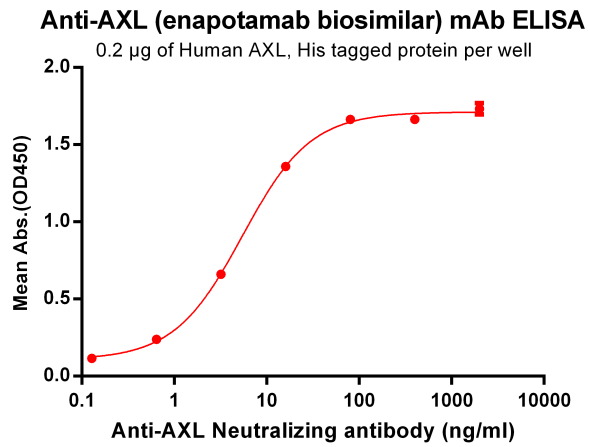


Figure 1. ELISA plate pre-coated by 2 µg/ml (100 µl/well) Human AXL, His tagged protein [TP723978] can bind Anti-AXL Neutralizing antibody in a linear range of 0.64-80 ng/ml.