

Product datasheet for **TA388877**

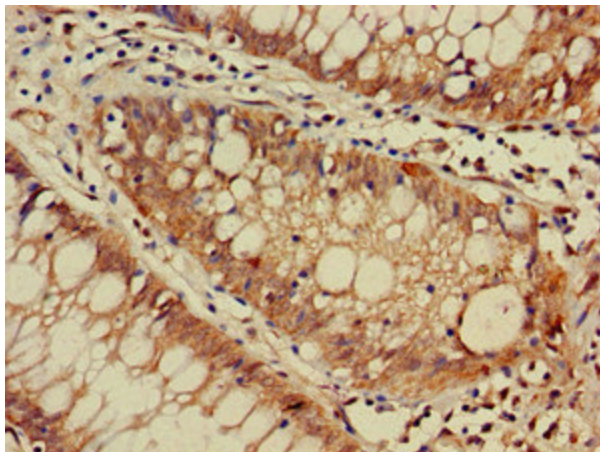
DNAJC4 Rabbit Polyclonal Antibody

Product data:

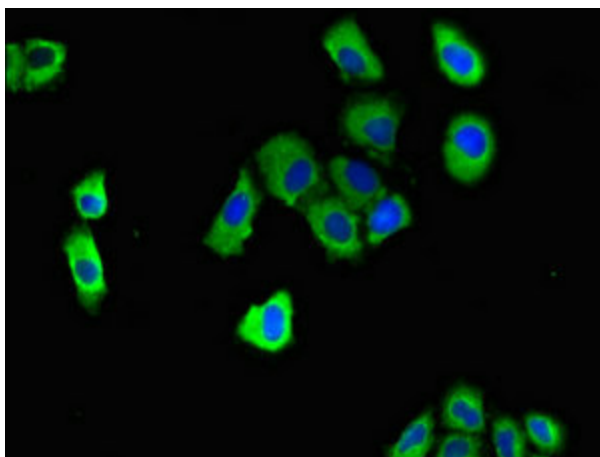
Product Type:	Primary Antibodies
Applications:	IF, IHC, WB
Recommended Dilution:	Recommended dilution: WB:1:500-1:5000, IHC:1:20-1:200, IF:1:50-1:200
Reactivity:	Mouse, Human
Host:	Rabbit
Isotype:	IgG
Clonality:	Polyclonal
Immunogen:	Recombinant Human Dnaj homolog subfamily C member 4 protein (1-155AA)
Formulation:	Preservative: 0.03% Proclin 300 Constituents: 50% Glycerol, 0.01M PBS, pH 7.4
Concentration:	lot specific
Purification:	>95%, Protein G purified
Conjugation:	Unconjugated
Storage:	Upon receipt, store at -20°C or -80°C. Avoid repeated freeze.
Stability:	1 year from dispatch.
Database Link:	Q9NNZ3
Background:	membrane, unfolded protein binding, protein folding, response to unfolded protein



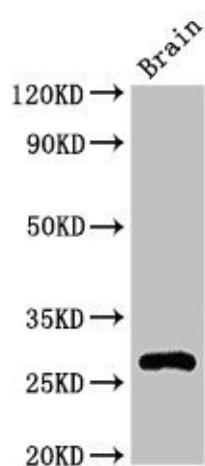
[View online »](#)

Product images:

Immunohistochemistry of paraffin-embedded human colon cancer using TA388877 at dilution of 1:100



Immunofluorescent analysis of A549 cells using TA388877 at dilution of 1:100 and Alexa Fluor 488-conjugated AffiniPure Goat Anti-Rabbit IgG(H+L)



Western Blot

Positive WB detected in: Mouse brain tissue

All lanes: DNAJC4 antibody at 3.2 μ g/ml

Secondary

Goat polyclonal to rabbit IgG at 1/50000 dilution

Predicted band size: 28 kDa

Observed band size: 28 kDa