

Product datasheet for **TA388872**

DHX33 Rabbit Polyclonal Antibody

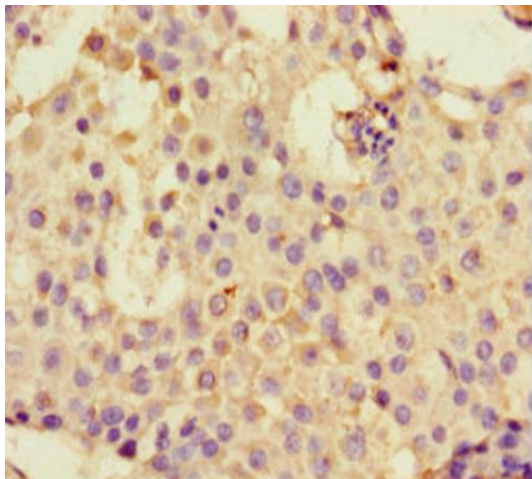
Product data:

Product Type:	Primary Antibodies
Applications:	IF, IHC, WB
Recommended Dilution:	Recommended dilution: WB:1:1000-1:5000, IHC:1:20-1:200, IF:1:50-1:200
Reactivity:	Human
Host:	Rabbit
Isotype:	IgG
Clonality:	Polyclonal
Immunogen:	Recombinant Human ATP-dependent RNA helicase DHX33 protein (116-357AA)
Formulation:	Preservative: 0.03% Proclin 300 Constituents: 50% Glycerol, 0.01M PBS, PH 7.4
Concentration:	lot specific
Purification:	>95%, Protein G purified
Conjugation:	Unconjugated
Storage:	Upon receipt, store at -20°C or -80°C. Avoid repeated freeze.
Stability:	1 year from dispatch.
Database Link:	Q9H6R0
Background:	Stimulates RNA polymerase I transcription of the 47S precursor rRNA. Associates with ribosomal DNA (rDNA) loci where it is involved in POLR1A recruitment. Important element of nucleolar organization.

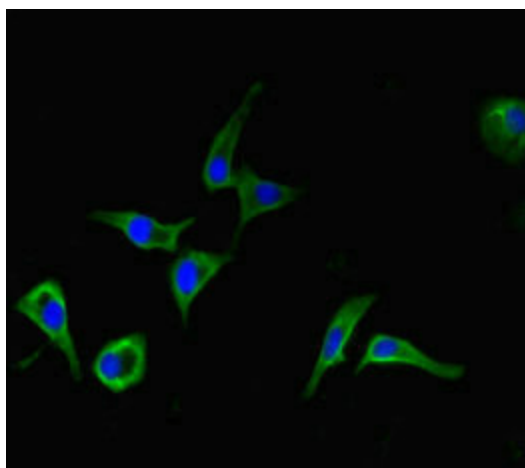


[View online »](#)

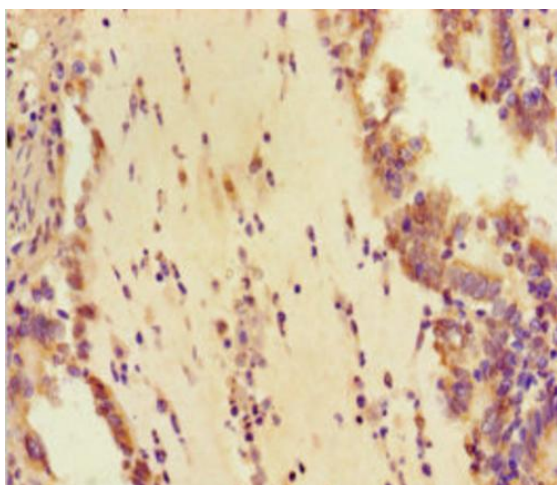
Product images:




Immunohistochemistry of paraffin-embedded human breast cancer using TA388872 at dilution of 1:100



Immunofluorescent analysis of HeLa cells using TA388872 at dilution of 1:100 and Alexa Fluor 488-conjugated AffiniPure Goat Anti-Rabbit IgG(H+L)



Immunohistochemistry of paraffin-embedded human lung cancer using TA388872 at dilution of 1:100



Western blot
All lanes: DHX33 antibody at 16µg/ml
Lane 1: Hela whole cell lysate
Lane 2: 293T whole cell lysate
Secondary
Goat polyclonal to rabbit IgG at 1/10000 dilution
Predicted band size: 79, 61 kDa
Observed band size: 79 kDa