

Product datasheet for **TA388822**

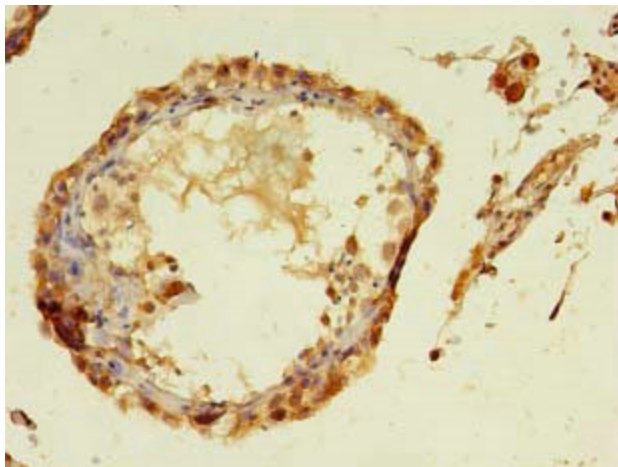
TMCO5A Rabbit Polyclonal Antibody

Product data:

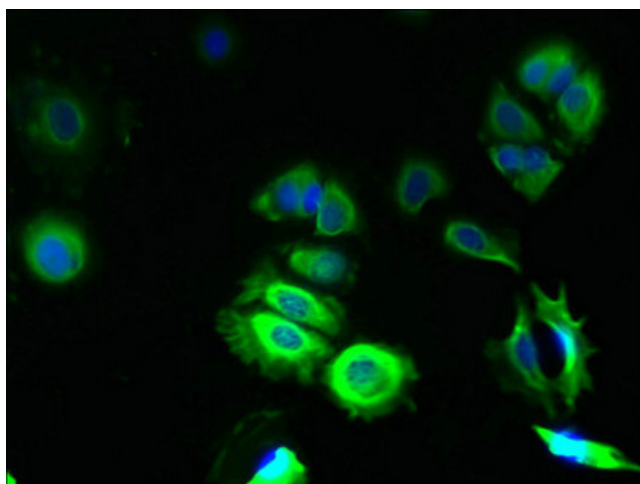
Product Type:	Primary Antibodies
Applications:	IF, IHC, WB
Recommended Dilution:	Recommended dilution: WB:1:500-1:2000, IHC:1:20-1:200, IF:1:50-1:200
Reactivity:	Human
Host:	Rabbit
Isotype:	IgG
Clonality:	Polyclonal
Immunogen:	Recombinant Human Transmembrane and coiled-coil domain-containing protein 5A protein (10-192AA)
Formulation:	Preservative: 0.03% Proclin 300 Constituents: 50% Glycerol, 0.01M PBS, PH 7.4
Concentration:	lot specific
Purification:	>95%, Protein G purified
Conjugation:	Unconjugated
Storage:	Upon receipt, store at -20°C or -80°C. Avoid repeated freeze.
Stability:	1 year from dispatch.
Database Link:	Q8N6Q1




[View online »](#)

Product images:

Immunohistochemistry of paraffin-embedded human testis tissue using TA388822 at dilution of 1:100



Immunofluorescent analysis of MCF-7 cells using TA388822 at dilution of 1:100 and Alexa Fluor 488-conjugated AffiniPure Goat Anti-Rabbit IgG(H+L)



Western blot

All lanes: TMC05A antibody at 6 μ g/ml + MCF-7 whole cell lysate

Secondary

Goat polyclonal to rabbit IgG at 1/10000 dilution

Predicted band size: 35, 27 kDa

Observed band size: 35 kDa